



## KIT ADMISSION DIRECTE DIRECT INDUCTION KIT

VW GOLF II GTI 8V from  
1987 - 1992

S.A.S.  
**Chrono'Sport**  
122 rue du faubourg Saint Jean  
ZA de l'AVELON - 60000 BEAUVAIS -  
FRANCE  
00.33.3.44.02.64.64  
00.33.3.44.02.87.10

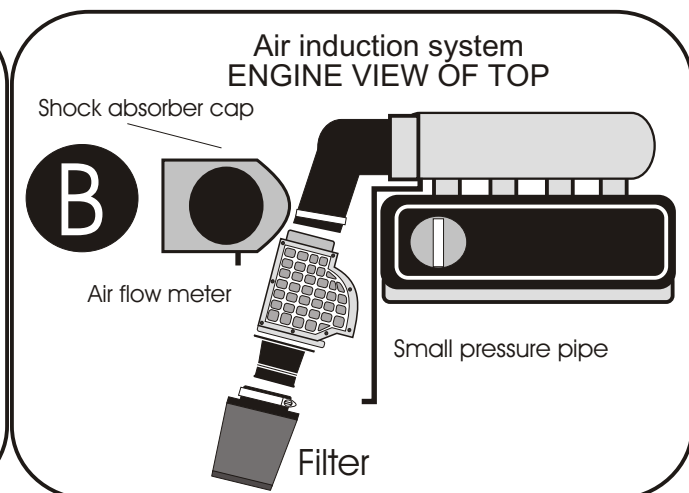
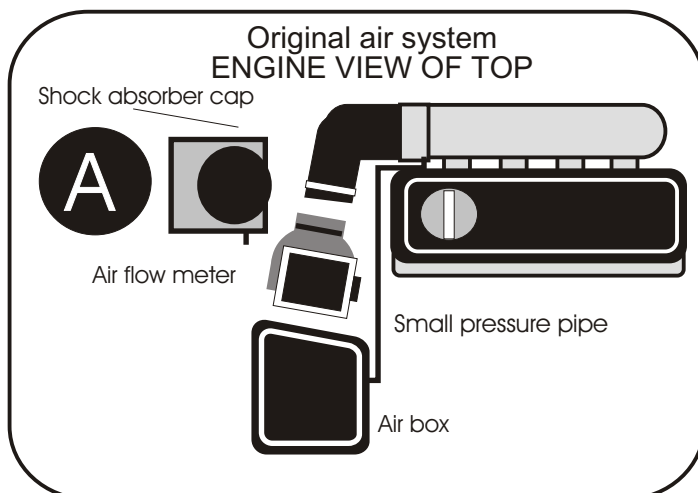
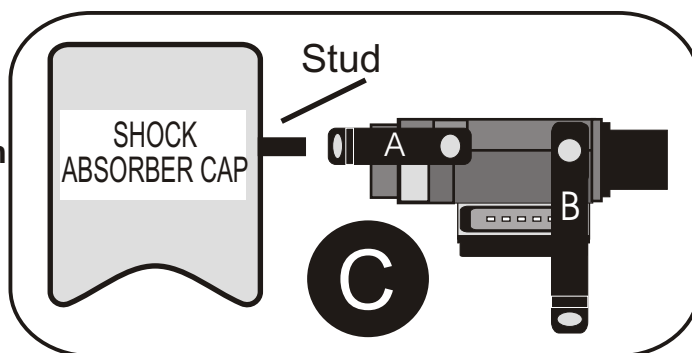
Part n° : P7

# FITTING INSTRUCTION

- Remove original air box and hot air piping.
- Remove air flow meter.
- Remove small pressure pipe connected to original air filter housing and fill the hole.

- Time of mounting : 1 hour approx.

- Attach the 2 brackets to the air flow meter (see diagram C).
- The air flow meter must be put back with the plastic carrier at the bottom.
- Make a hole in the bodywork in order to attach the longest bracket.



### IMPORTANT:

The running of your engine is linked directly with the maintenance of the air filter. Clean your air filter every 7000 kms or 4500 miles with Green cleaning products..

### WARRANTY:

The air filter guarantee is for defects in materials and workmanship only. Guarantee is void if the air filter is damaged by an accident, unreasonable use, neglect, misuse, abuse, improper installation or other causes not arising out of defects in materials and workmanship. The induction kit is a technical product so it is necessary to have some basic mechanical skills. If problems do not hesitate to have your induction kit fitted by a professional.