



KIT ADMISSION DIRECTE DIRECT INTAKE KIT

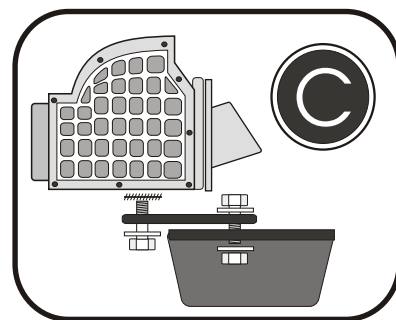
PORSCHE 944 atmospheric

S.A.S.
Chrono'Sport
122 rue du faubourg Saint Jean
ZA de l'AVELON - 60000 BEAUVAIS -
FRANCE
00.33.3.44.02.64.64
00.33.3.44.02.87.10

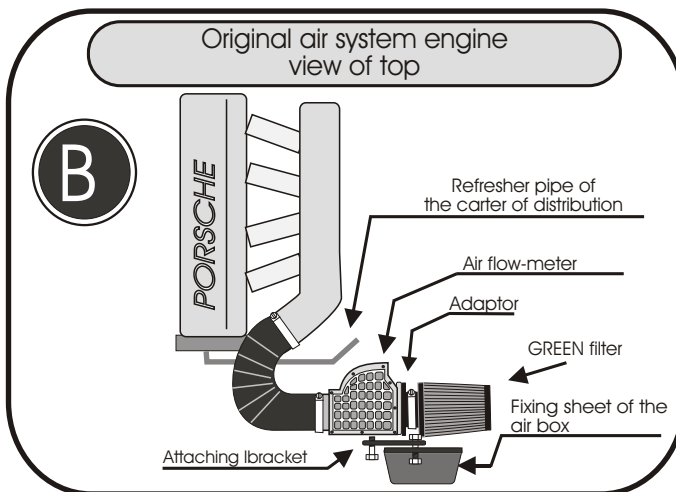
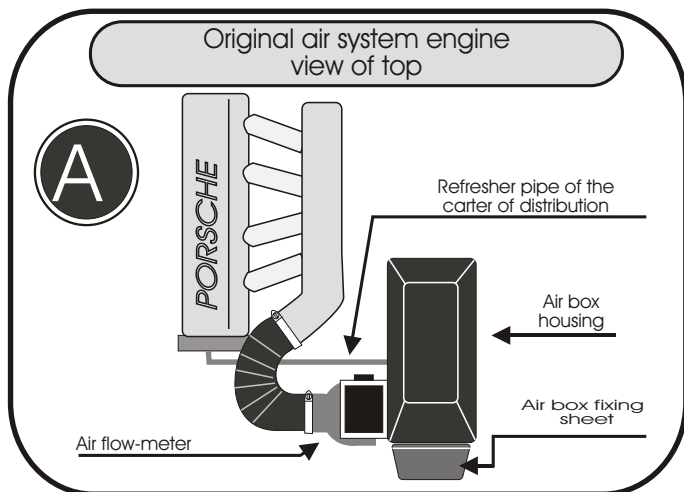
Part N° : P9

FITTING INSTRUCTION

- Remove the air box housing.
- Remove the air flow-meter from the air box.
- Reposition the air flow-meter and be sure that it faces downwards.
- Put the air flow-meter into the previous housing of the air box , with the provided attaching lug (see diagram B)
- Put the spring washer between the air flow meter and the attaching bracket, as shown in diagram B.
- Secure all the parts.
- Place the adaptor on the airbox , as shown in diagram B.
- Place the Green filter onto the adaptor of the direct intake kit.



NOTE: the refresher pipe of the carter of distribution which has been unplugged from the airbox , must be free and nothing must bloke its running (see diagram A and B)



IMPORTANT

The running of your engine is linked directly with the maintenance of the air filter. Clean your air filter every 7000 kms or 4500 miles with Green cleanings products.

WARRANTY

The air filter guarantee is for defects in materials and workmanship only. Guarantee is void if the air filter is damaged by an accident unreasonable use, neglect, misuse, abuse, improper installation or other causes not arising out of defects in materials and workmanship. The induction kit is a technical product so it is necessary to have some basic mechanical skills. If problems do not hesitate to have your induction kit fitted by a professional.

GREEN Technical Dept : TEL: 00.33.3.44.02.64.64