



## KIT ADMISSION DIRECTE DIRECT INDUCTION KIT

PEUGEOT 106 XSI  
and CITROEN AX GTI

S.A.S.  
**Chrono'Sport**  
122 rue du faubourg Saint Jean  
ZA de l'AVELON - 60000 BEAUVAIS -  
FRANCE

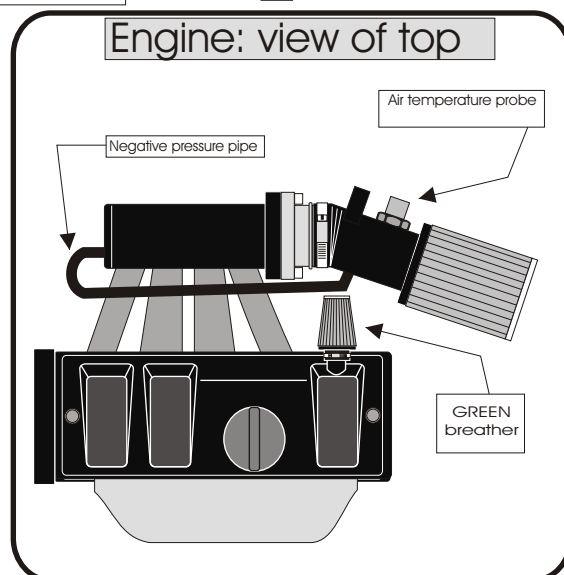
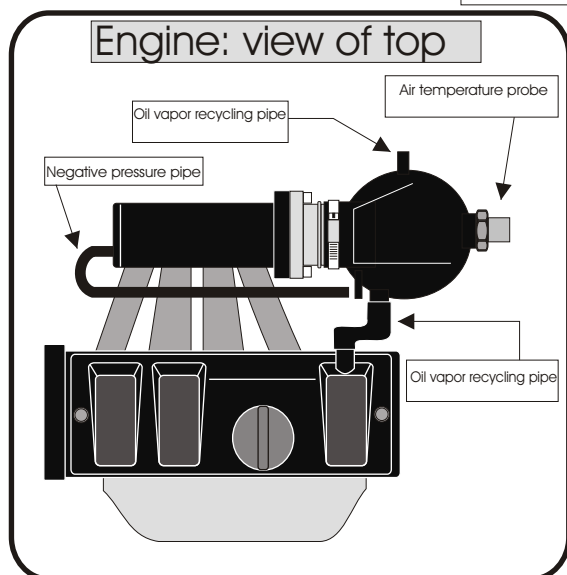
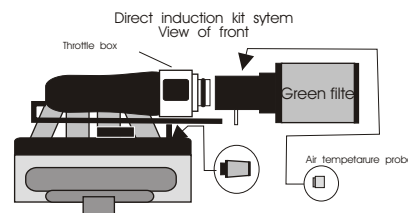
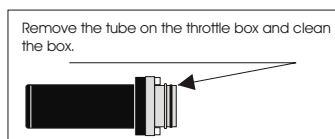
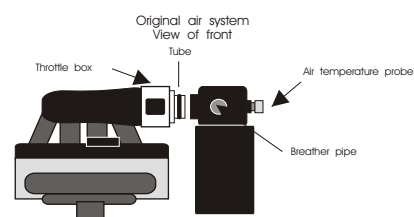
00.33.3.44.02.64.64

00.33.3.44.02.87.10

**Part n° :P15**

# FITTING INSTRUCTION

- Remove the air filter housing.
- Remove the air temperature probe and put it in the hole on the induction kit
- Remove the hard hose from the cylinder head cover to the air box.
- Put the breather on the cylinder head cover.
- Put the induction kit on the throttle box.
- Connect the negative pressure pipe to the induction kit.
- Connect the oil vapor recycling pipe on the induction kit.  
*2 connectors are supplied: use the correct size to suit the pipe.*



### IMPORTANT:

The running of your engine is linked directly with the maintenance of the air filter. Clean your air filter every 7000 kms or 4500 miles with Green cleaning products..

### WARRANTY:

The air filter guarantee is for defects in materials and workmanship only. Guarantee is void if the air filter is damaged by an accident, unreasonable use, neglect, misuse, abuse, improper installation or other causes not arising out of defects in materials and workmanship. The induction kit is a technical product so it is necessary to have some basic mechanical skills. If problems do not hesitate to have your induction kit fitted by a professional.

Green Technical dept : TEL: 00.33.3.44.02.64.64