




KIT ADMISSION DIRECTE DIRECT INDUCTION KIT

PEUGEOT 405 SRDT & STDT TD
after 08/92

S.A.S
Chrono'Sport
122 rue du faubourg Saint Jean
ZA de l'AVELON - 60000 BEAUVAIS -
FRANCE

 00.33.3.44.02.64.64

 00.33.3.44.02.87.10

Part n° : P028

FITTING INSTRUCTION

Remove the complete air box and the pipe B.(see diagram A)

Drill a hole of 8.5 mm diameter into the metallic support of the original air box.
(See diagram C)

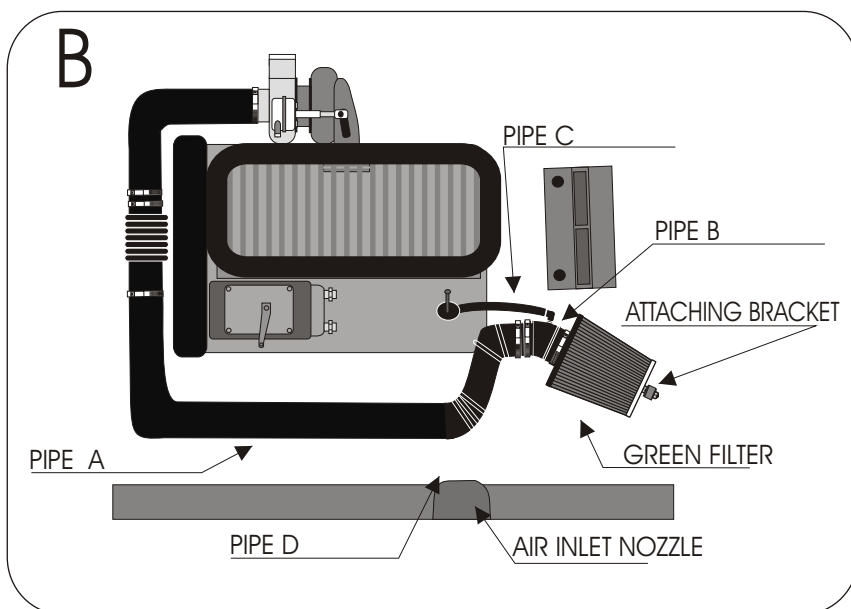
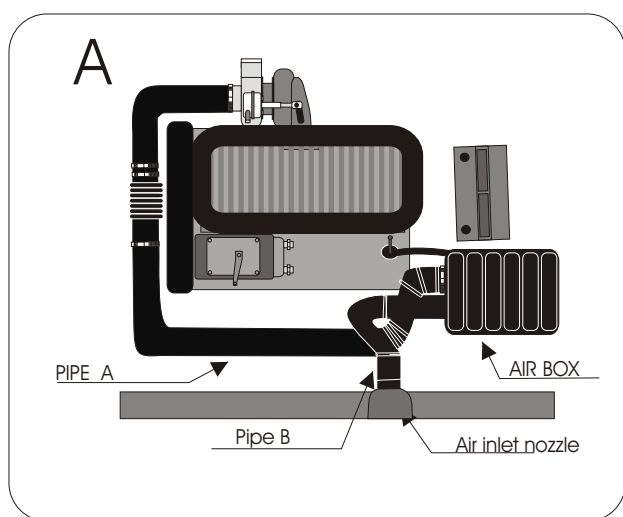
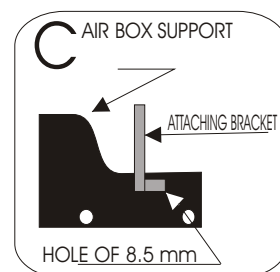
Fix the pipe B and the GREEN filter onto the pipe A with the sleeves
and the clamps provided.(see diagram B)

Fix the GREEN filter with the brackets and the screws provided.
(See diagram B)

Fix the pipe C onto the connector of the pipe B(See diagram B)

Fix the pipe D onto the air inlet nozzle and orientate it towards the filter to have fresh air.

Adjust the filter so that it does not touch a mechanical part.



IMPORTANT:

The running of your engine is linked directly with the maintenance of the air filter. Clean your air filter every 7000 kms or 4500 miles with Green cleaning products.

WARRANTY:

The air filter guarantee is for defects in materials and workmanship only. Guarantee is void if the air filter is damaged by an accident, unreasonable use, neglect, misuse, abuse, improper installation or other causes not arising out of defects in materials and workmanship. The induction kit is a technical product so it is necessary to have some basic mechanical skills. If problems do not hesitate to have your induction kit fitted by a professional.