



## KIT ADMISSION DIRECTE DIRECT INDUCTION KIT

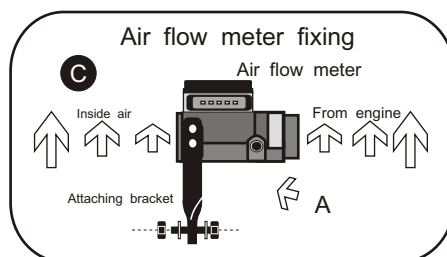
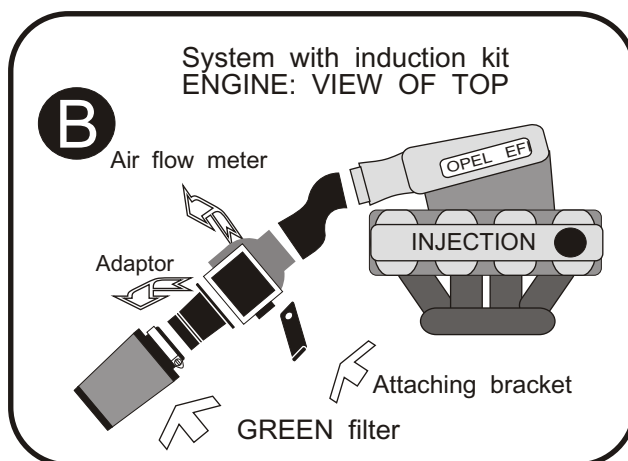
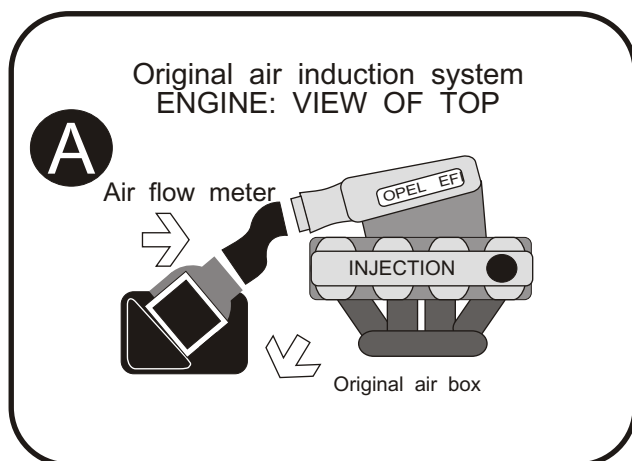
VAUXHALL CAVALIER Mk3  
& CALIBRA 2Li 8V

S.A.S.  
**Chrono'Sport**  
122 rue du faubourg Saint Jean  
ZA de l'AVELON - 60000 BEAUVAIS -  
FRANCE  
00.33.3.44.02.64.64  
00.33.3.44.02.87.10

**Part n° :P40**

# FITTING INSTRUCTION

- Remove the air box (diagram A).
- Disconnect the air flow meter and the air box.
- Connect the adaptor to the air flow meter (diagram B).
- Fix the attaching bracket to:  
the small bracket to the rear fixing of the old air box and  
the large bracket to the air flow meter (diagram C).



### IMPORTANT:

The running of your engine is linked directly with the maintenance of the air filter. Clean your air filter every 7000 kms or 4500 miles with Green cleaning products..

### WARRANTY:

The air filter guarantee is for defects in materials and workmanship only. Guarantee is void if the air filter is damaged by an accident, unreasonable use, neglect, misuse, abuse, improper installation or other causes not arising out of defects in materials and workmanship. The induction kit is a technical product so it is necessary to have some basic mechanical skills. If problems do not hesitate to have your induction kit fitted by a professional.