



KIT ADMISSION DIRECTE DIRECT INTAKE KIT

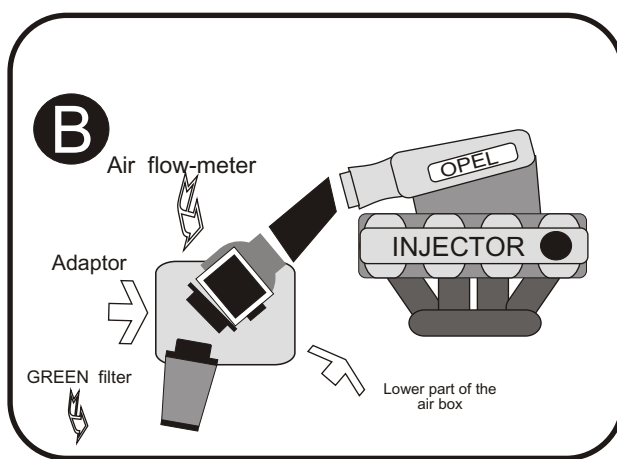
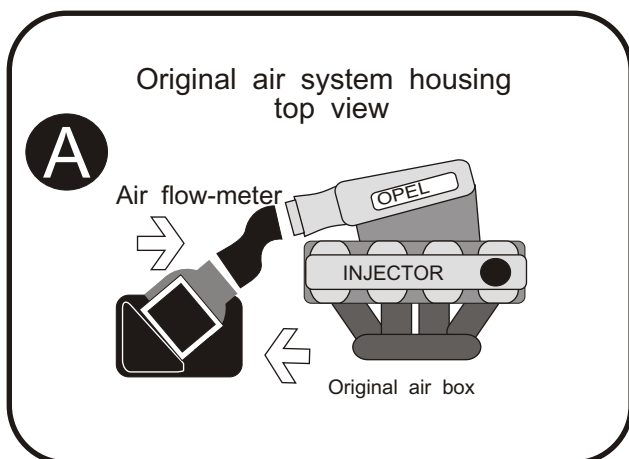
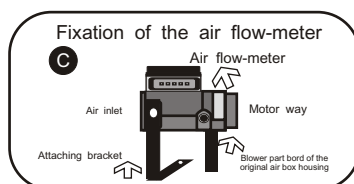
VAUXHALL ASTRA MKII GSi 8V
air flow-meter fixed on the air box

S.A.S.
Chrono'Sport
122 rue du faubourg Saint Jean
ZA de l'AVELON - 60000 BEAUVAIS -
FRANCE
00.33.3.44.02.64.64
00.33.3.44.02.87.10

Part N° : P41

FITTING INSTRUCTION

- Remove the upper part of the air box.
- Disconnect the air flow-meter to the air box.
- Put the air flow-meter on to the adaptor of the induction kit with the 6mm screws provided.
- Fix air filter to the bracket.
- Screw the attaching bracket to the air flow-meter (see diagram C) .
- Reassemble all parts.
- The air flow-meter must touch the lower part of the air box.
- Make an 8mm hole in the lower part of the air box so that the bracket can be attached.



IMPORTANT

The running of your engine is linked directly with the maintenance of the air filter. Clean your air filter every 7000 kms or 4500 miles with Green cleaning products.

WARRANTY

The air filter guarantee is for defects in materials and workmanship only. Guarantee is void if the air filter is damaged by an accident, unreasonable use, neglect, misuse, abuse, improper installation or other causes not arising out of defects in materials and workmanship. The induction kit is a technical product so it is necessary to have some basic mechanical skills. If problems do not hesitate to have your induction kit fitted by a professional.

Green Technical Dept : TEL: 00.33.3.44.02.64.64