




KIT ADMISSION DIRECTE DIRECT INDUCTION KIT

LANCIA DELTA 2L DT

S.A.S.
Chrono'Sport
122 rue du faubourg Saint Jean
ZA de l'AVELON - 60000 BEAUVAIS -
FRANCE

 00.33.3.44.02.64.64

 00.33.3.44.02.87.10

Part n° :P68

FITTING INSTRUCTION

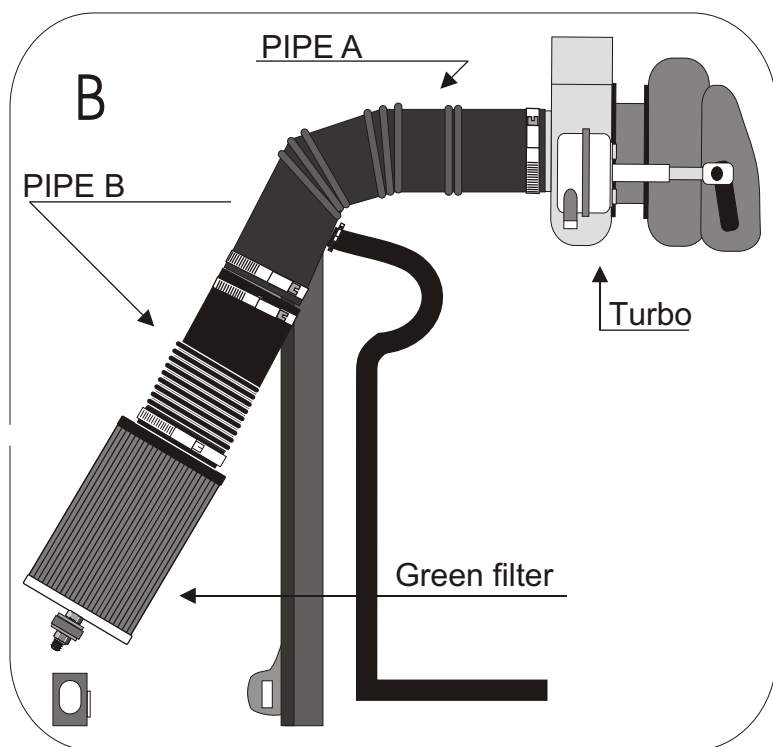
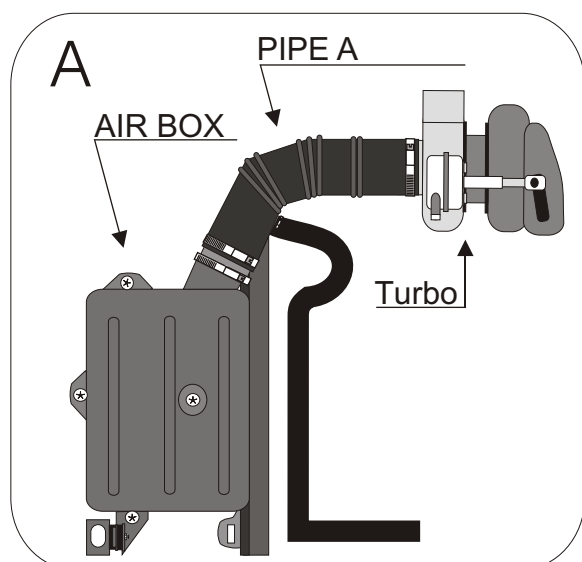
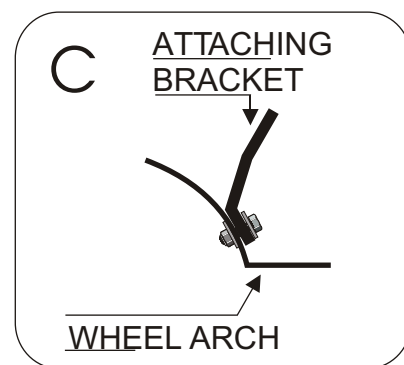
Remove the complete air box.

Fix the Green filter with the pipe B of the kit to the pipe A. (diagram B)

Place the filter with the attaching bracket onto the wheel arch and drill an 8mm hole. (Diagram C)

Fix the bracket with screws provided.

Adjust the filter in order that it does not touch a mechanical part.



IMPORTANT:

The running of your engine is linked directly with the maintenance of the air filter. Clean your air filter every 7000 kms or 4500 miles with Green cleaning products..

WARRANTY:

The air filter guarantee is for defects in materials and workmanship only. Guarantee is void if the air filter is damaged by an accident, unreasonable use, neglect, misuse, abuse, improper installation or other causes not arising out of defects in materials and workmanship. The induction kit is a technical product so it is necessary to have some basic mechanical skills. If problems do not hesitate to have your induction kit fitted by a professional.

Green Technical dept : TEL: 00.33.3.44.02.64.64