

## KIT ADMISSION DIRECTE DIRECT INDUCTION KIT

# PEUGEOT 605 SRI

## Part n° :P74

# FITTING INSTRUCTION

- 1)- Remove the air box.
- 2)- Remove the piping A.
- 3)- Cut the extremity of the piping A (see diagram A)
- 4)- Put the end section off of the piping A (see diagram A)
- 5)- Connect piping A and to the GREEN induction kit A..
- 6)- Cut the hard hose B connect it to the hard hose of the Green induction kit.

### ORIGINAL MOUNTING

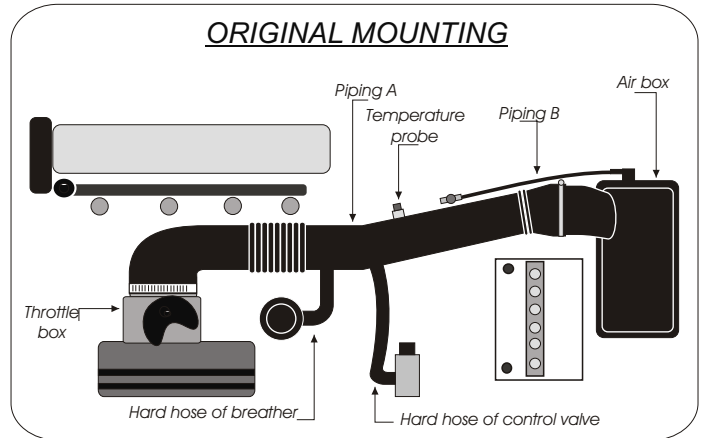
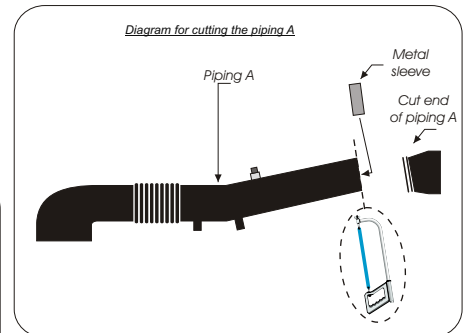
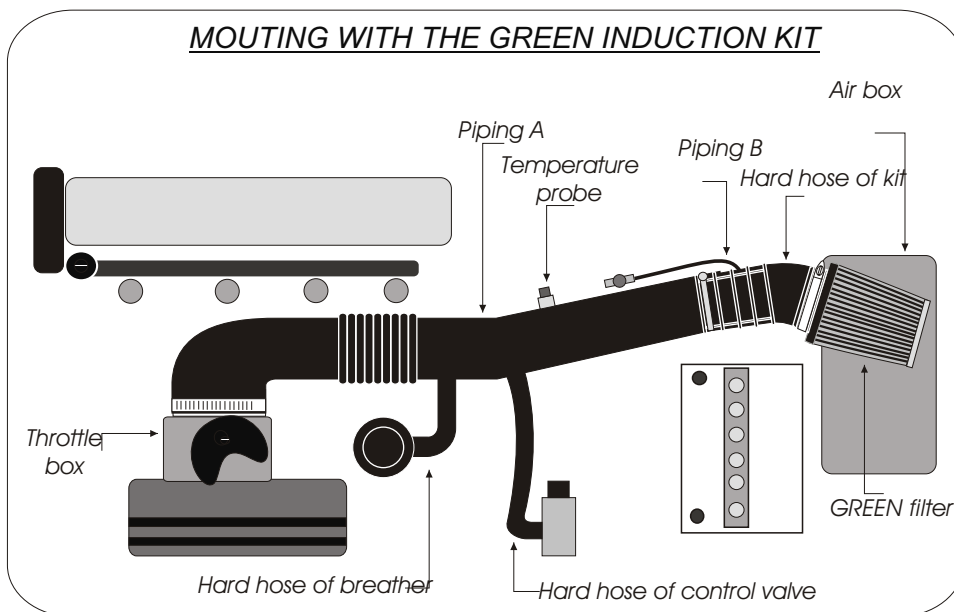


Diagram for cutting the piping A



### MOUNTING WITH THE GREEN INDUCTION KIT



### IMPORTANT:

The running of your engine is linked directly with the maintenance of the air filter. Clean your air filter every 7000 kms or 4500 miles with Green cleaning products..

### WARRANTY:

The air filter guarantee is for defects in materials and workmanship only. Guarantee is void if the air filter is damaged by an accident, unreasonable use, neglect, misuse, abuse, improper installation or other causes not arising out of defects in materials and workmanship. The induction kit is a technical product so it is necessary to have some basic mechanical skills. If problems do not hesitate to have your induction kit fitted by a professional.