





KIT ADMISSION DIRECTE DIRECT INDUCTION KIT

HONDA CIVIC/ ACCORD 2.0L TDI
after 1996

S.A.S.
Chrono'Sport
122 rue du faubourg Saint Jean
ZA de l'AVELON - 60000 BEAUVAIS -
FRANCE

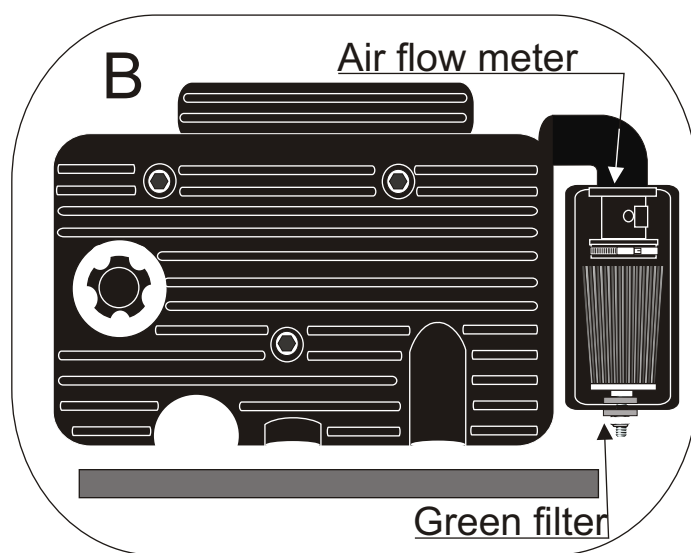
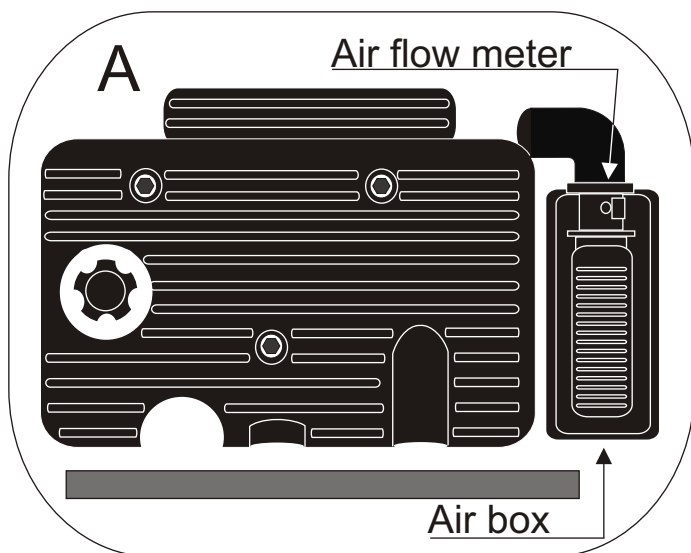
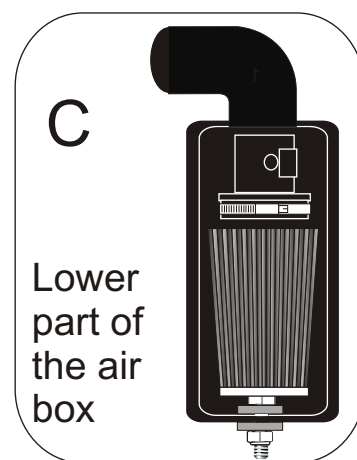
 00.33.3.44.02.64.64

 00.33.3.44.02.87.10

Part n° :P118

FITTING INSTRUCTION

Remove the upper part of the air box.
Fix Green filter onto the air flow meter.
Mark and drill a 8 mm hole in the front lower part of the air box so ,to attach the filter bolt
Fix in place and tighten all connections.
Adjust the filter so as that it does not touch the lower part of the air box.



IMPORTANT:

The running of your engine is linked directly with the maintenance of the air filter. Clean your air filter every 7000 kms or 4500 miles with Green cleaning products..

WARRANTY:

The air filter guarantee is for defects in materials and workmanship only. Guarantee is void if the air filter is damaged by an accident, unreasonable use, neglect, misuse, abuse, improper installation or other causes not arising out of defects in materials and workmanship. The induction kit is a technical product so it is necessary to have some basic mechanical skills. If problems do not hesitate to have your induction kit fitted by a professional.

Green Technical dept : TEL: 00.33.3.44.02.64.64