



KIT ADMISSION DIRECTE DIRECT INDUCTION KIT

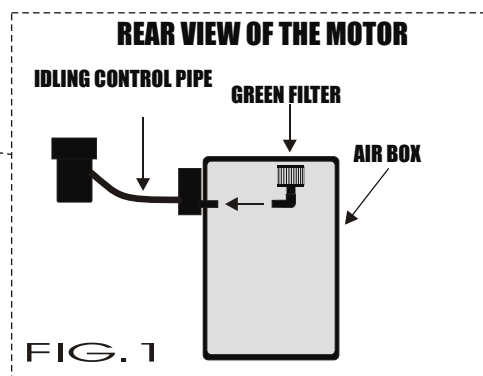
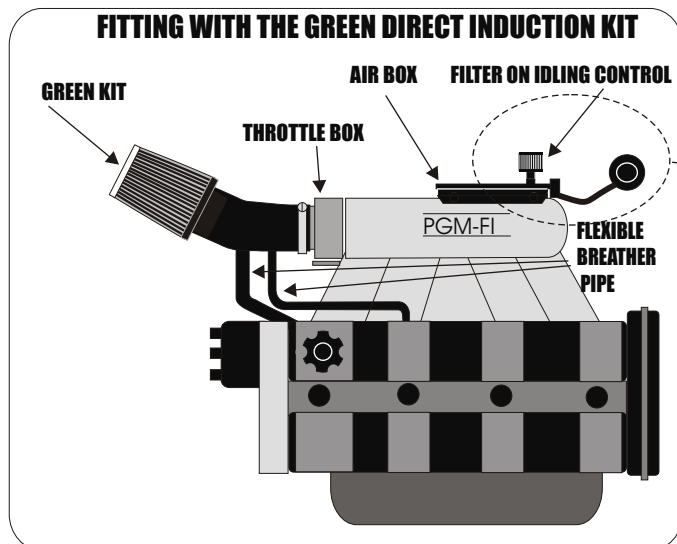
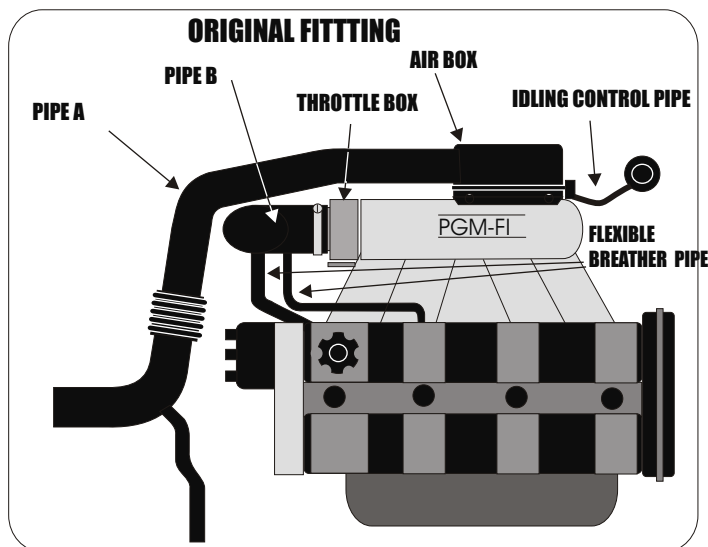
HONDA ACCORD 2.0L inj.16 V (CA5 type)

S.A.S.
Chrono'Sport
122 rue du faubourg Saint Jean
ZA de l'AVELON - 60000 BEAUVAIS -
FRANCE
00.33.3.44.02.64.64
00.33.3.44.02.87.10

Part n° :P122

FITTING INSTRUCTION

- 1)-Remove the pipe A and the air box.
- 2)-Remove the pipe B.
- 3)- Fix the GREEN direct induction kit to the throttle box. Then fix the two flexible breather pipes to the connectors.
- 4)- Fix the small green filter to the idling control pipe in the air box. (See fig 1)
This small filter will be used to filter the air inhaled by the idling control valve.



IMPORTANT:

The running of your engine is linked directly with the maintenance of the air filter. Clean your air filter every 7000 kms or 4500 miles with Green cleaning products..

WARRANTY:

The air filter guarantee is for defects in materials and workmanship only. Guarantee is void if the air filter is damaged by an accident, unreasonable use, neglect, misuse, abuse, improper installation or other causes not arising out of defects in materials and workmanship. The induction kit is a technical product so it is necessary to have some basic mechanical skills. If problems do not hesitate to have your induction kit fitted by a professional.