





## KIT ADMISSION DIRECTE DIRECT INDUCTION KIT

HONDA PRELUDE 2.0L 16V  
(BB 314 TYPE) 1992

S.A.S.  
**Chrono'Sport**  
122 rue du faubourg Saint Jean  
ZA de l'AVELON - 60000 BEAUVAIS -  
FRANCE

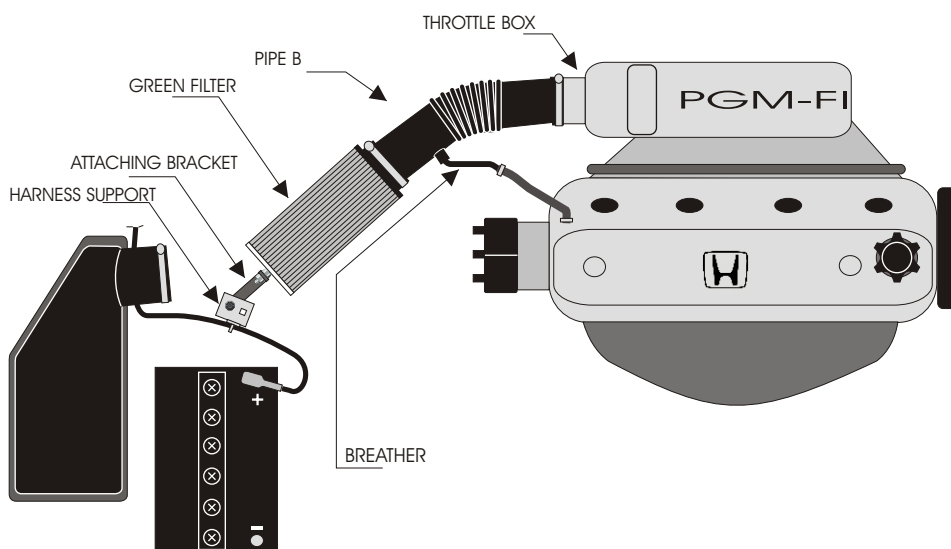
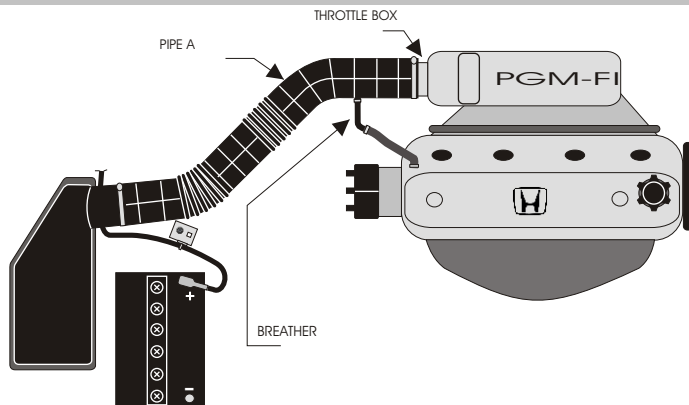
 00.33.3.44.02.64.64

 00.33.3.44.02.87.10

**Part n° :P134**

# FITTING INSTRUCTION

- 1)- Detach breather from pipe A.
- 2)- Remove pipe A.
- 3)- Fix pipe B ( provided in the kit )  
to the throttle box, then tighten clamp.
- 4)- Fix the attaching bracket to end of the  
GREEN filter.  
Fix GREEN filter to pipe B then tighten  
clamp (provided in the kit ).
- 5)- Dismantle the battery harnesses support.  
Put the attaching bracket between the harness support  
and the anchorage point of harness support.
- 6)- Fix direct induction kit as shownl.
- 7)- Fix breather to pipe B, a connector is provided to achieve it.



### IMPORTANT:

The running of your engine is linked directly with the maintenance of the air filter. Clean your air filter every 7000 kms or 4500 miles with Green cleaning products..

### WARRANTY:

*The air filter guarantee is for defects in materials and workmanship only. Guarantee is void if the air filter is damaged by an accident, unreasonable use, neglect, misuse, abuse, improper installation or other causes not arising out of defects in materials and workmanship. The induction kit is a technical product so it is necessary to have some basic mechanical skills. If problems do not hesitate to have your induction kit fitted by a professional.*

Green Technical dept : TEL: 00.33.3.44.02.64.64