





## KIT ADMISSION DIRECTE DIRECT INDUCTION KIT

HONDA PRELUDE 2.2L VTI VTEC  
(BB8 TYPE)

S.A.S.  
**Chrono'Sport**  
122 rue du faubourg Saint Jean  
ZA de l'AVELON - 60000 BEAUVAIS -  
FRANCE

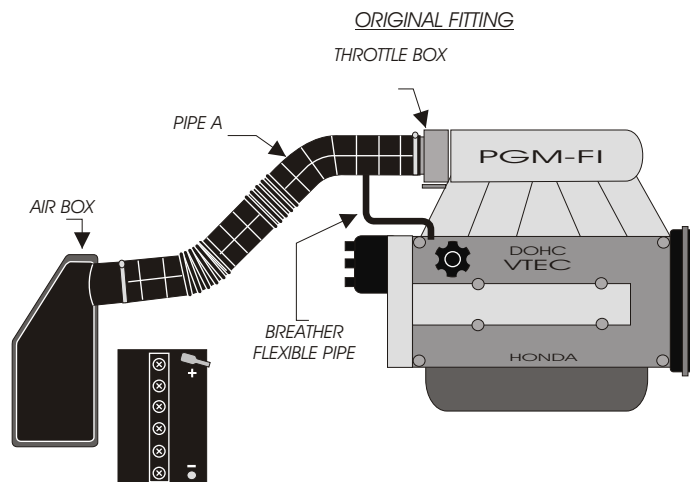
 00.33.3.44.02.64.64

 00.33.3.44.02.87.10

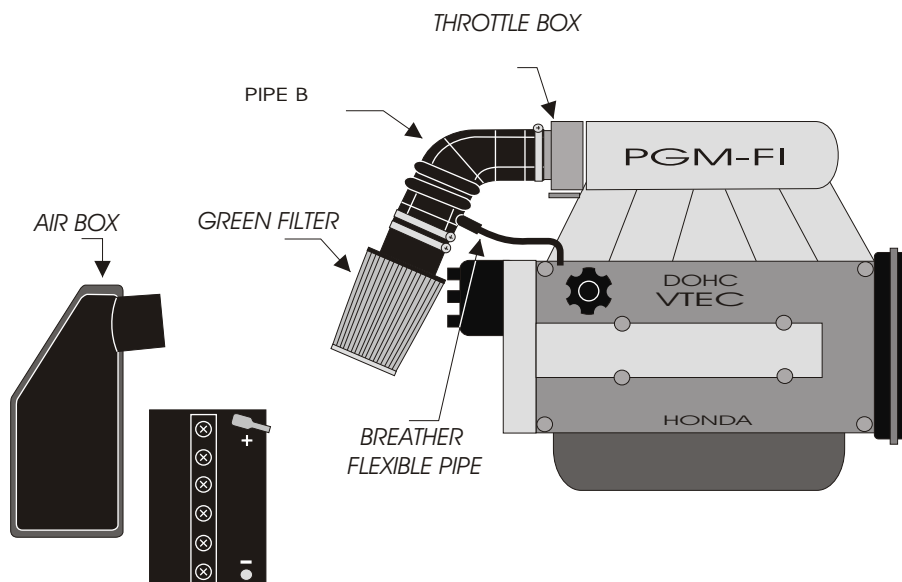
**Part n° :P139**

# FITTING INSTRUCTION

- 1)- Remove pipe A.
- 2)- Fix pipe B provided in the direct induction kit to the throttle box.
- 3)- Fix the breather flexible pipe to pipe B of kit.
- 4)- Fix GREEN filter to pipe B.
- 5)- Position GREEN filter facing the ground so that it does not touch any mechanical part.



### FITTING WITH THE GREEN DIRECT INDUCTION KIT



### IMPORTANT:

The running of your engine is linked directly with the maintenance of the air filter. Clean your air filter every 7000 kms or 4500 miles with Green cleaning products..

### WARRANTY:

The air filter guarantee is for defects in materials and workmanship only. Guarantee is void if the air filter is damaged by an accident, unreasonable use, neglect, misuse, abuse, improper installation or other causes not arising out of defects in materials and workmanship. The induction kit is a technical product so it is necessary to have some basic mechanical skills. If problems do not hesitate to have your induction kit fitted by a professional.

Green Technical dept : TEL: 00.33.3.44.02.64.64