





KIT ADMISSION DIRECTE DIRECT INDUCTION KIT

FORD PROBE 2L 16V 115HP

S.A.S.
Chrono'Sport
122 rue du faubourg Saint Jean
ZA de l'AVELON - 60000 BEAUVAIS -
FRANCE

 00.33.3.44.02.64.64

 00.33.3.44.02.87.10

Part n° :P143

FITTING INSTRUCTION

Remove the complete air box.(diagram A)

Disconnect the air flow meter and the pipe A from the air box.

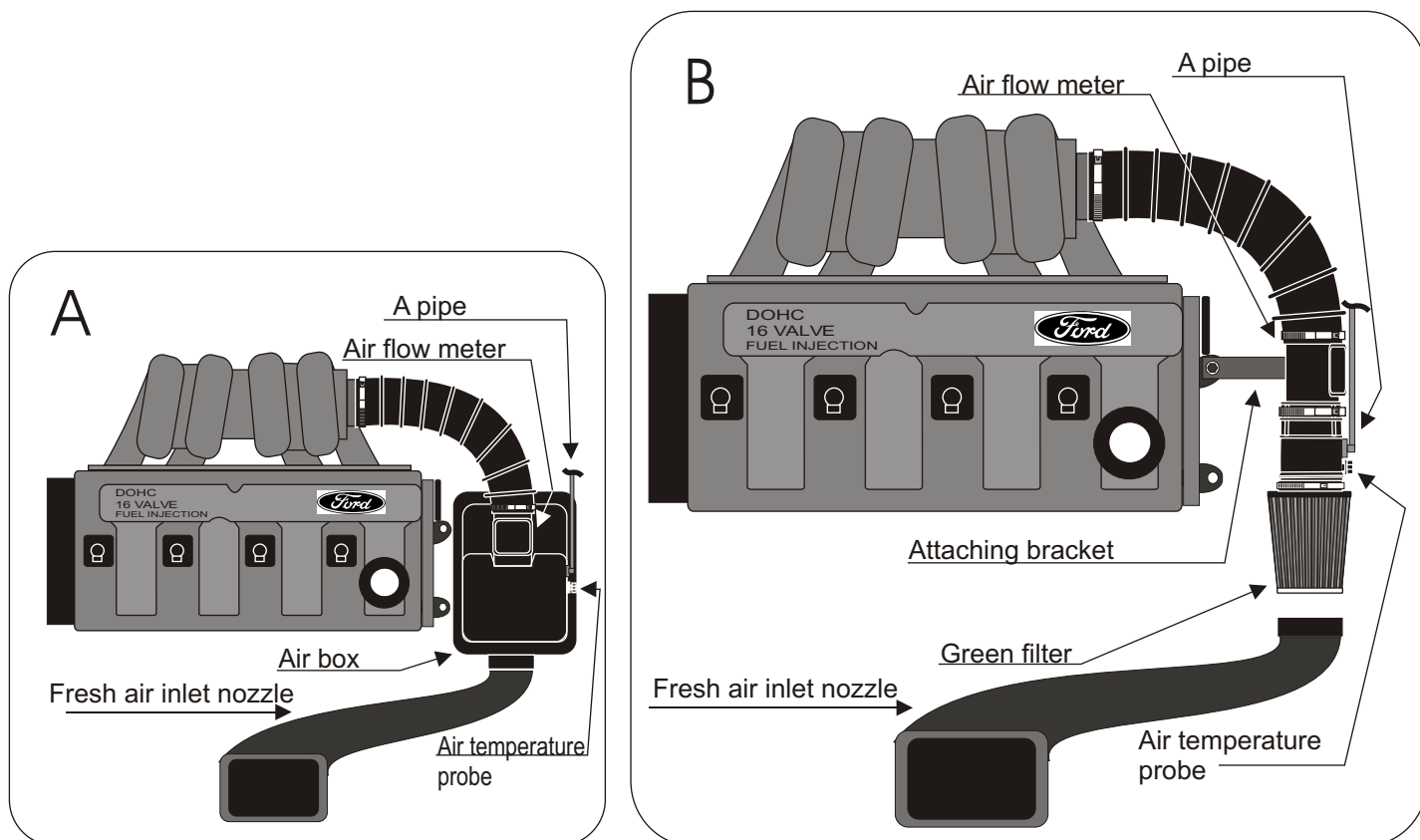
Swivel the airflow meter then fix it with the bracket and the screws provided on the original fixing of the air box.(diagram B)

Fix the Green filter with its pipe to the air flow meter then place it towards the bottom.(diagram B)

Fix the pipe A to the pipe of the kit (port on the pipe) (diagram B)

Fix the air temperature probe to the pipe of the kit (port on the pipe of the kit) (diagram B)

Place the filter in order that it does not touch a mechanical part.



IMPORTANT:

The running of your engine is linked directly with the maintenance of the air filter. Clean your air filter every 7000 kms or 4500 miles with Green cleaning products..

WARRANTY:

The air filter guarantee is for defects in materials and workmanship only. Guarantee is void if the air filter is damaged by an accident, unreasonable use, neglect, misuse, abuse, improper installation or other causes not arising out of defects in materials and workmanship. The induction kit is a technical product so it is necessary to have some basic mechanical skills. If problems do not hesitate to have your induction kit fitted by a professional.

Green Technical dept : TEL: 00.33.3.44.02.64.64