



KIT ADMISSION DIRECTE DIRECT INDUCTION KIT

NISSAN PATROL GR 2.8L TD

S.A.S.
Chrono'Sport
122 rue du faubourg Saint Jean
ZA de l'AVELON - 60000 BEAUVAIS -
FRANCE
00.33.3.44.02.64.64
00.33.3.44.02.87.10

Part n° :P144


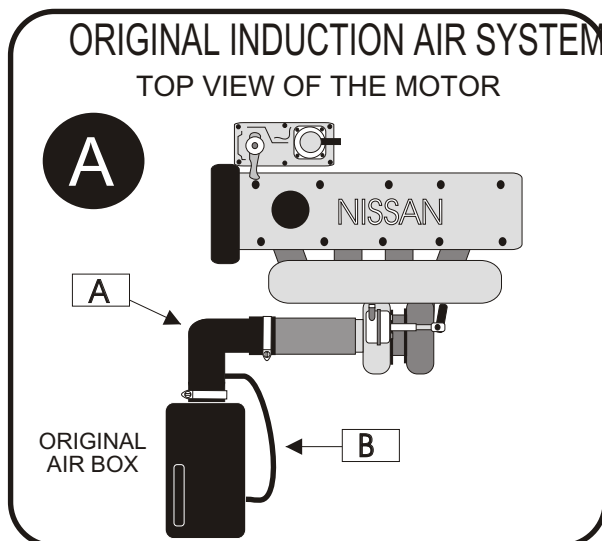
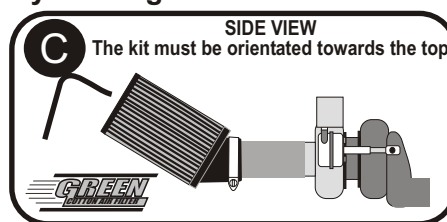
FITTING INSTRUCTION

- Remove pipe "A" which links the air box with the turbo (see diagram A) before disconnecting the small pipe "B".
- It is not necessary to remove original air box (diagram A).
- Fix the GREEN direct induction kit to the turbo housing and adjust the filter so it faces upwards. (diagram C).
- Tighten the filter with the clamp provided by GREEN.

Warning

The electric harness of the battery must be at the top of the kit.

- Fix the small pipe "B", without its plastic connector to the hole which is located on the cap of the GREEN filter.
- With the two plasticclamps provided in the kit, fasten the electric harness and made sure that the connectors don't damage the GREEN filter by rubbing it.



IMPORTANT:

The running of your engine is linked directly with the maintenance of the air filter. Clean your air filter every 7000 kms or 4500 miles with Green cleaning products.

WARRANTY:

The air filter guarantee is for defects in materials and workmanship only. Guarantee is void if the air filter is damaged by an accident, unreasonable use, neglect, misuse, abuse, improper installation or other causes not arising out of defects in materials and workmanship. The induction kit is a technical product so it is necessary to have some basic mechanical skills. If problems do not hesitate to have your induction kit fitted by a professional.