



KIT ADMISSION DIRECTE DIRECT INDUCTION KIT

FIAT SEICENTO 900 CC

S.A.S.

Chrono'Sport

122 rue du faubourg Saint Jean
ZA de l'AVELON - 60000 BEAUVAIS -
FRANCE



00.33.3.44.02.64.64



00.33.3.44.02.87.10

Part n° :P181

FITTING INSTRUCTION

Remove the A.B.C pipes (diagram A).
Fix the green small filter in place of C pipe (diagram B).
Screw the two threaded shank to the carburetor. (diagram C).
Fix the Green filter to the carburetor.

**CAUTION : THE FOLLOWING IS VERY IMPORTANT
IT IS ABOUT THE WATERTIGHTNESS AND THE LIFESPAN OF YOUR AIR FILTER**

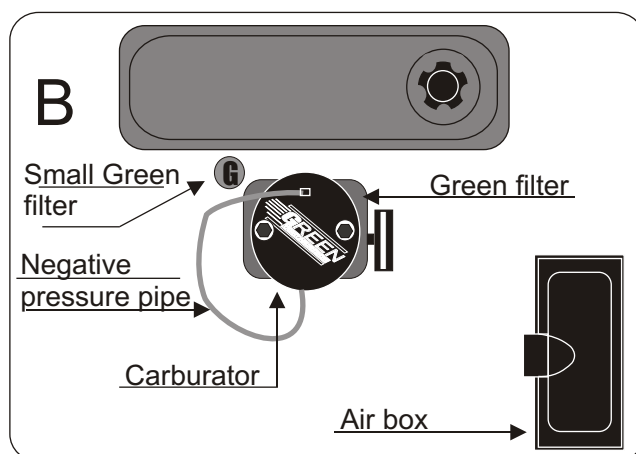
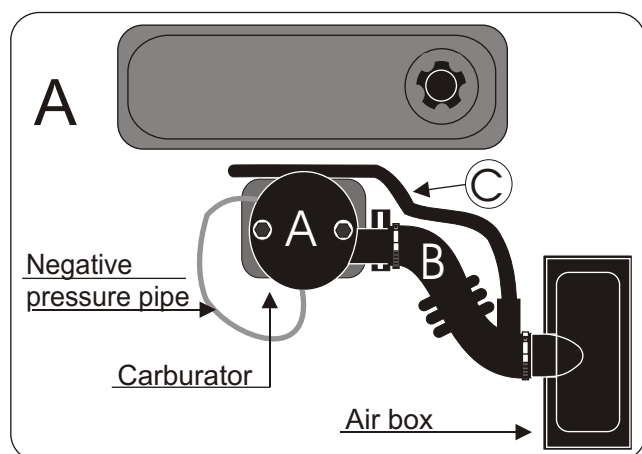
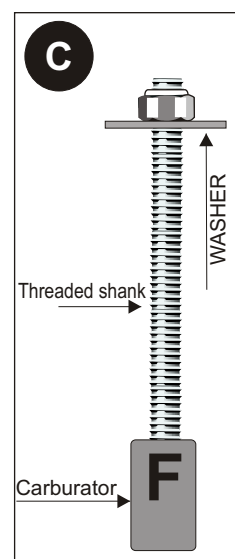
- **Tightening method of the brakes nuts:**

- Tighten the nut until the contact with the washer that is to say when you can not turn the washer with your finger.
- Tighten a quarter turn, NOT MORE

The filter is just tightenned to have a watertightness on the carburetor and not too much for not deteriorating it.

ANOTHER TIGHTEN WILL BE USELESS

Tighten the clamp of the Green filter.
Fix the negative pressure pipe to the connector.
Remove the air box is not necessary.



IMPORTANT:

The running of your engine is linked directly with the maintenance of the air filter. Clean your air filter every 7000 kms or 4500 miles with Green cleaning products.

WARRANTY:

The air filter guarantee is for defects in materials and workmanship only. Guarantee is void if the air filter is damaged by an accident, unreasonable use, neglect, misuse, abuse, improper installation or other causes not arising out of defects in materials and workmanship. The induction kit is a technical product so it is necessary to have some basic mechanical skills. If problems do not hesitate to have your induction kit fitted by a professional.

Green Technical dept : TEL: 00.33.3.44.02.64.64