




KIT ADMISSION DIRECTE DIRECT INDUCTION KIT

VW SCIROCCO 1.6L

S.A.S

Chrono'Sport

122 rue du faubourg Saint Jean
ZA de l'AVELON - 60000 BEAUVAIS -
FRANCE

 00.33.3.44.02.64.64

 00.33.3.44.02.87.10

Part n° :P216

FITTING INSTRUCTION

Remove the complete air box

Remove the threaded bar on the carburator and replace it by the one provided in the kit.

Remove the pipes A.B.C (see diagram A)

Fill up the pipes A.B.C with the plugs provided (see diagram B)

Remove the oil recycling pipe and fix the small green filter onto the carburator with the clamp provided.

**CAUTION THE FOLLOWING IS VERY IMPORTANT
IT IS ABOUT THE TIGHTNESS AND THE LIFESPAN OF YOUR AIR FILTER**

- Tighten method of the lock nut:

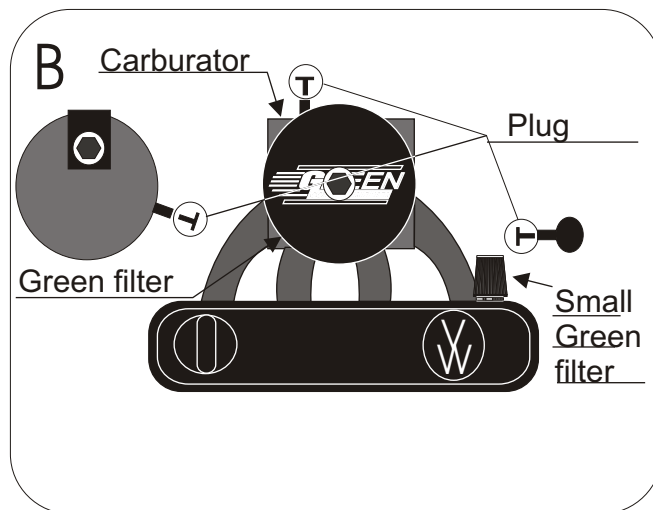
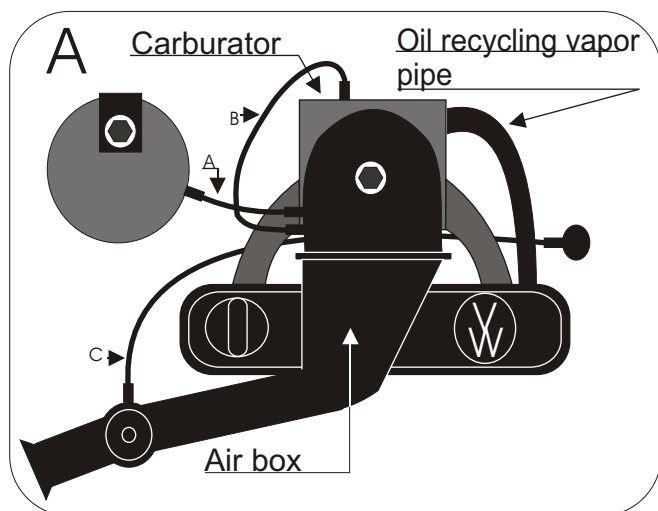
a) Tighten the nut until contact with the washer (when you can not turn the washer with your finger).

b) Tighten a quarter turn, **NOT MORE.**

c) Tighten the clamp of the filter on the carburator

The filter is now tight enough on the carburator and not too much to deteriorate it.

ANOTHER TIGHTEN WILL BE USELESS.



IMPORTANT:

The running of your engine is linked directly with the maintenance of the air filter. Clean your air filter every 7000 kms or 4500 miles with Green cleaning products.

WARRANTY:

The air filter guarantee is for defects in materials and workmanship only. Guarantee is void if the air filter is damaged by an accident, unreasonable use, neglect, misuse, abuse, improper installation or other causes not arising out of defects in materials and workmanship. The induction kit is a technical product so it is necessary to have some basic mechanical skills. If problems do not hesitate to have your induction kit fitted by a professional.

Green Technical dept : TEL: 00.33.3.44.02.64.64