



KIT ADMISSION DIRECTE DIRECT INDUCTION KIT

BMW Z 1 2.5L 170 HP

S.A.S
Chrono'Sport
122 rue du faubourg Saint Jean
ZA de l'AVELON - 60000 BEAUVAIS -
FRANCE
00.33.3.44.02.64.64
00.33.3.44.02.87.10

Part n° :P217

FITTING INSTRUCTION

Remove the complete air box.

Disconnect the air flow meter from the air box.

Screw the adaptor onto the air flow meter.(see diagram C)

Fix the air flow meter onto the pipe A (see diagram B).

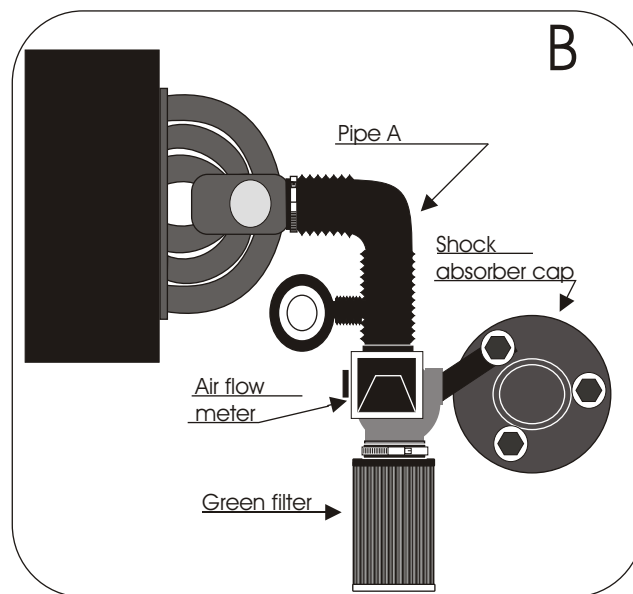
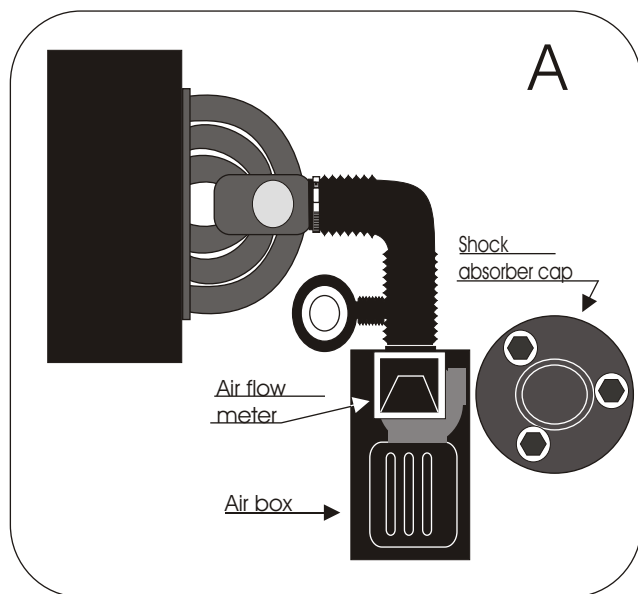
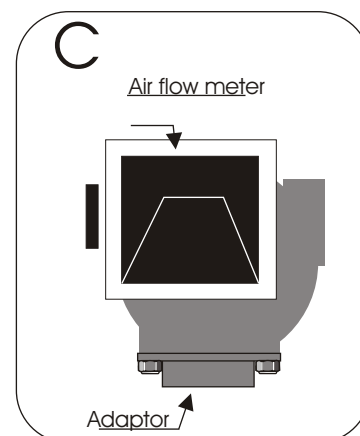
Fix the air flow meter with the bracket provided

to the shock absorber cup.(see diagram B)

Fix the Green filter onto the air flow meter.

Fix the wiring harness onto the air flow meter with the plastic clamp provided in the kit.

Adjust the bracket so that the filter does not touch a mechanical part



IMPORTANT:

The running of your engine is linked directly with the maintenance of the air filter. Clean your air filter every 7000 kms or 4500 miles with Green cleaning products.

WARRANTY:

The air filter guarantee is for defects in materials and workmanship only. Guarantee is void if the air filter is damaged by an accident, unreasonable use, neglect, misuse, abuse, improper installation or other causes not arising out of defects in materials and workmanship. The induction kit is a technical product so it is necessary to have some basic mechanical skills. If problems do not hesitate to have your induction kit fitted by a professional.

Green Technical dept : TEL: 00.33.3.44.02.64.64