





## KIT ADMISSION DIRECTE DIRECT INDUCTION KIT

OPEL FRONTERA 2.3L TD

S.A.S.  
**Chrono'Sport**  
122 rue du faubourg Saint Jean  
ZA de l'AVELON - 60000 BEAUVAIS -  
FRANCE

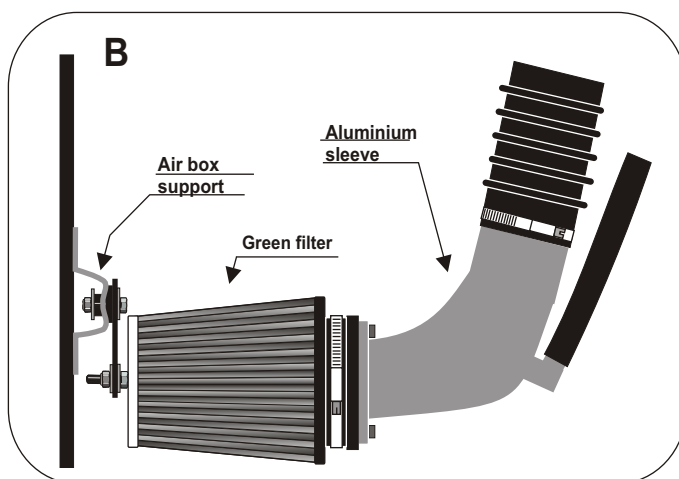
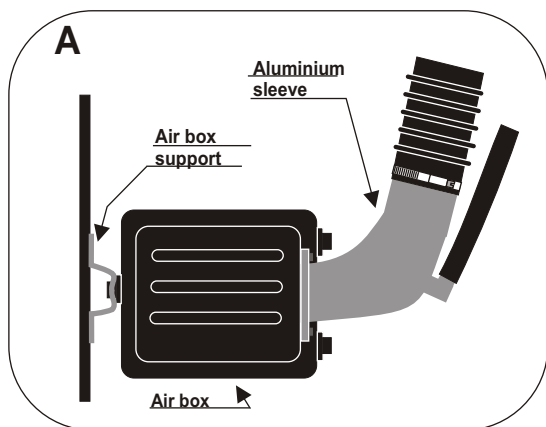
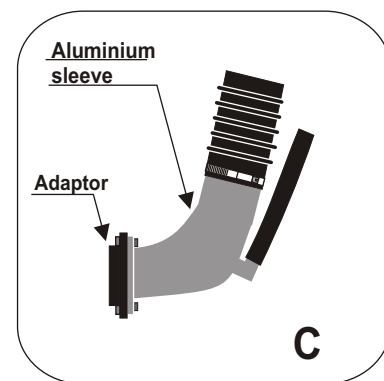
 00.33.3.44.02.64.64

 00.33.3.44.02.87.10

**Part n° :P230**

# FITTING INSTRUCTION

Remove the complete air box.  
Disconnect the aluminium sleeve from the air box.  
Screw the adaptor to the aluminium sleeve with the original screws and nuts.(see diagram C)  
Fix the green filter to the adaptor then fix it to the original air box support with the bracket provided.  
Adjust the filter in order that it does not touch mechanical part.



### IMPORTANT:

The running of your engine is linked directly with the maintenance of the air filter. Clean your air filter every 7000 kms or 4500 miles with Green cleaning products.

### WARRANTY:

The air filter guarantee is for defects in materials and workmanship only. Guarantee is void if the air filter is damaged by an accident, unreasonable use, neglect, misuse, abuse, improper installation or other causes not arising out of defects in materials and workmanship. The induction kit is a technical product so it is necessary to have some basic mechanical skills. If problems do not hesitate to have your induction kit fitted by a professional.

Green Technical dept : TEL: 00.33.3.44.02.64.64