





KIT ADMISSION DIRECTE DIRECT INDUCTION KIT

PEUGEOT 206 D with ABS

S.A.S.
Chrono'Sport
122 rue du faubourg Saint Jean
ZA de l'AVELON - 60000 BEAUVAIS -
FRANCE

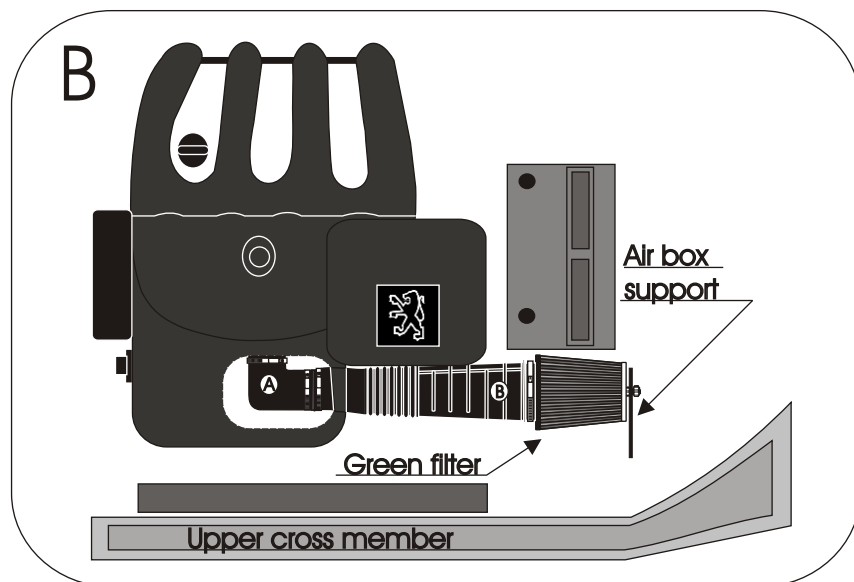
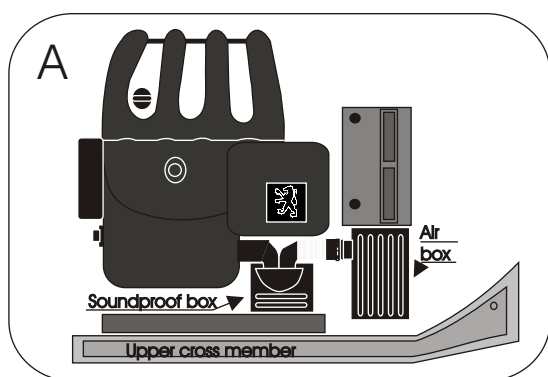
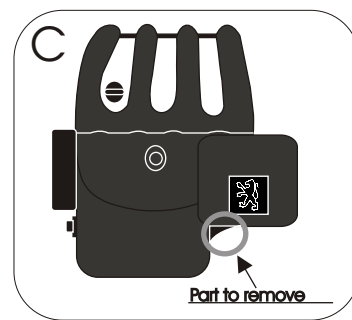
 00.33.3.44.02.64.64

 00.33.3.44.02.87.10

Part n° :P233

FITTING INSTRUCTION

Remove the air box and the soundproof box.
Fix the pipes A and B with the green filter.
Adjust the filter then drill a hole in the original air box support.
Fix the green filter to the original air box support.
(See diagram B)
Adjust the filter in order that it does not touch a mechanical part.
Remove a part of the dust cover to place it at its original place (see diagram C).



IMPORTANT:

The running of your engine is linked directly with the maintenance of the air filter. Clean your air filter every 7000 kms or 4500 miles with Green cleaning products.

WARRANTY:

The air filter guarantee is for defects in materials and workmanship only. Guarantee is void if the air filter is damaged by an accident, unreasonable use, neglect, misuse, abuse, improper installation or other causes not arising out of defects in materials and workmanship. The induction kit is a technical product so it is necessary to have some basic mechanical skills. If problems do not hesitate to have your induction kit fitted by a professional.

Green Technical dept : TEL: 00.33.3.44.02.64.64