




## KIT ADMISSION DIRECTE DIRECT INDUCTION KIT

# HONDA HRV

S.A.S.  
**Chrono'Sport**  
122 rue du faubourg Saint Jean  
ZA de l'AVELON - 60000 BEAUVAIS -  
FRANCE

 00.33.3.44.02.64.64

 00.33.3.44.02.87.10

## Part n° :P234

# FITTING INSTRUCTION

Remove the air box and the pipe which link the air box and the throttle box.

Disconnect the air temperature probe from the air box then fix it to the pipe A of the kit. (See diagram A)

Fix the pipe A with the green filter to the throttle box. (see diagram A)

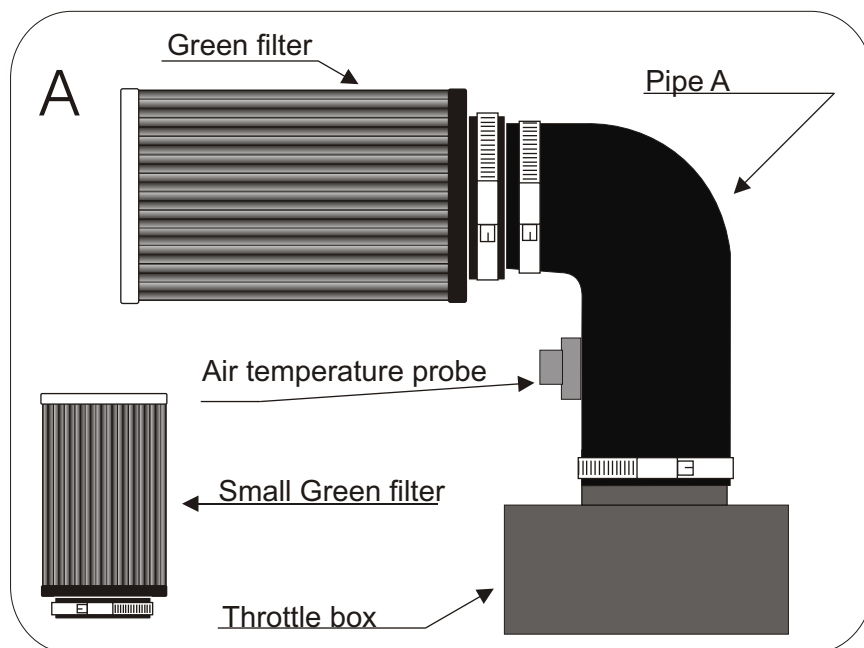
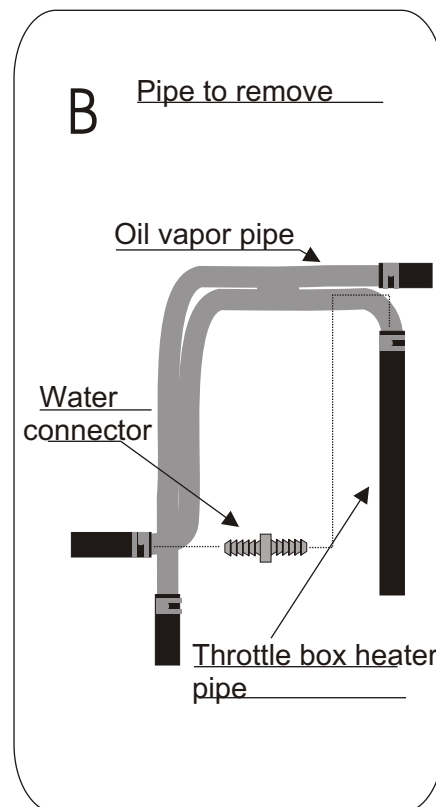
Adjust the filter in order that it does not touch a mechanical part.

Remove the oil vapor pipe and the throttle box heater. (see diagram B)

Fix the throttle box heater pipe with the water connector provided.

(See diagram B)

Fix the green filter in place of the oil vapor pipe.



### IMPORTANT:

The running of your engine is linked directly with the maintenance of the air filter. Clean your air filter every 7000 kms or 4500 miles with Green cleaning products.

### WARRANTY:

The air filter guarantee is for defects in materials and workmanship only. Guarantee is void if the air filter is damaged by an accident, unreasonable use, neglect, misuse, abuse, improper installation or other causes not arising out of defects in materials and workmanship. The induction kit is a technical product so it is necessary to have some basic mechanical skills. If problems do not hesitate to have your induction kit fitted by a professional.

Green Technical dept : TEL: 00.33.3.44.02.64.64