



KIT ADMISSION DIRECTE DIRECT INDUCTION KIT

BMW Z3 1.8L 115HP

S.A.S.
Chrono'Sport
122 rue du faubourg Saint Jean
ZA de l'AVELON - 60000 BEAUVAIS -
FRANCE
00.33.3.44.02.64.64
00.33.3.44.02.87.10

Part n° :P244

FITTING INSTRUCTION

Remove the complete air box.

Disconnect the air flow meter from the air box.

Screw the green adaptor to the air flow meter with the nuts provided.

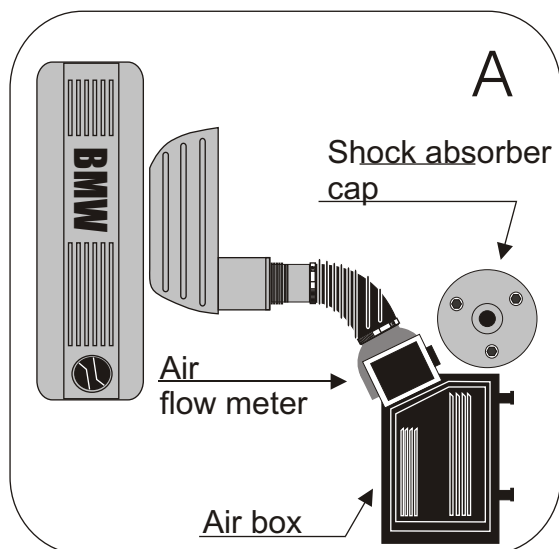
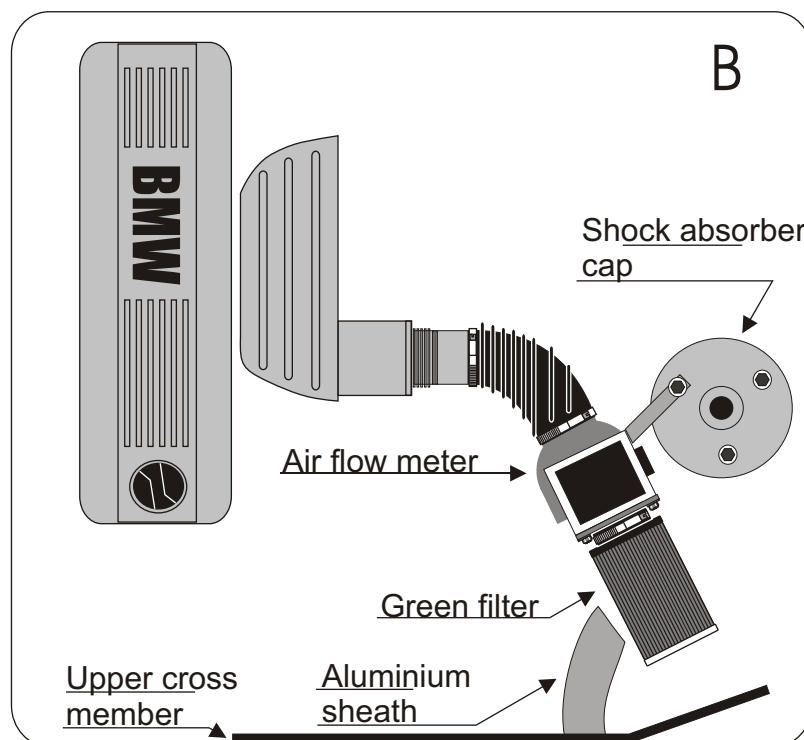
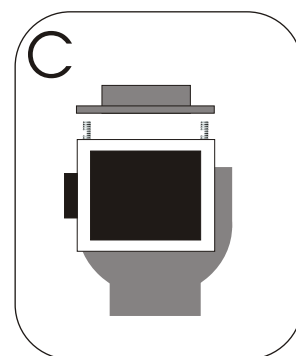
(See diagram C)

Fix the green filter to the green adaptor.(see diagram B)

Fix the air flow meter with the bracket provided on the shock absorber cap.

(See diagram B)Adjust the filter in order that it does not touch a mechanical part.

Fix the aluminium sheath to the cross member in order to have fresh air into the green filter.



IMPORTANT:

The running of your engine is linked directly with the maintenance of the air filter. Clean your air filter every 7000 kms or 4500 miles with Green cleaning products.

WARRANTY:

The air filter guarantee is for defects in materials and workmanship only. Guarantee is void if the air filter is damaged by an accident, unreasonable use, neglect, misuse, abuse, improper installation or other causes not arising out of defects in materials and workmanship. The induction kit is a technical product so it is necessary to have some basic mechanical skills. If problems do not hesitate to have your induction kit fitted by a professional.