



KIT ADMISSION DIRECTE DIRECT INDUCTION KIT

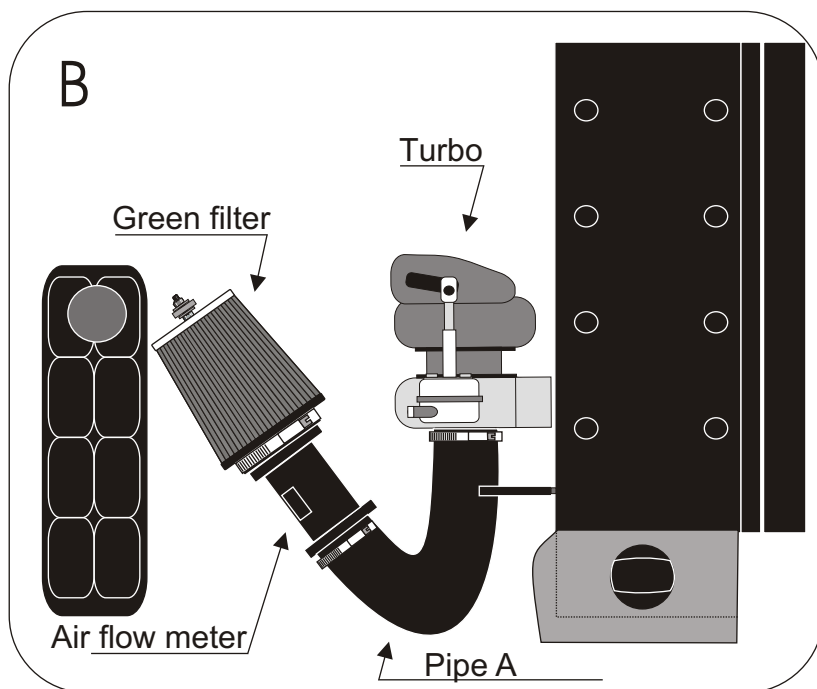
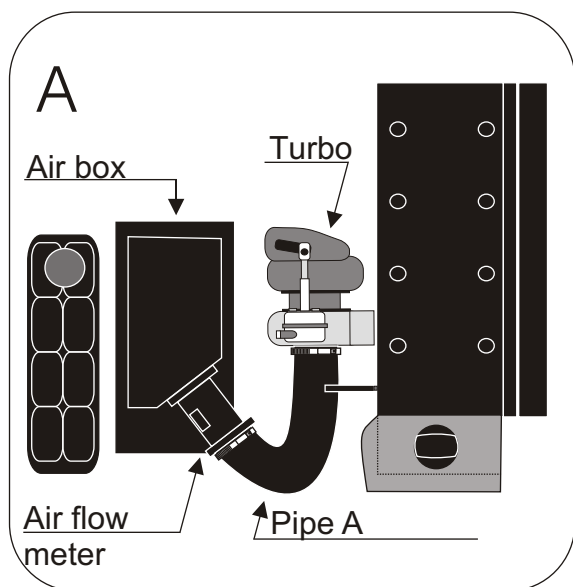
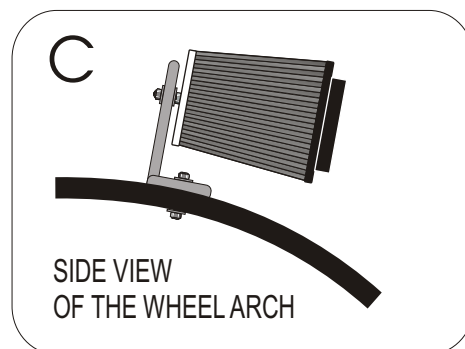
MERCEDES 300 TD 177HP

S.A.S.
Chrono'Sport
122 rue du faubourg Saint Jean
ZA de l'AVELON - 60000 BEAUVAIS -
FRANCE
00.33.3.44.02.64.64
00.33.3.44.02.87.10

Part n° :P245

FITTING INSTRUCTION

Remove the complete air box.
Disconnect the air flow meter from the air box.
Fix the green filter with the air flow meter to the pipe A.
(see diagram B)
Position the filter with the attaching bracket then drill
the wheel arch with a 8 mm hole.(see diagram C)
Fix the attaching bracket of the kit with the screw provided.
Adjust the filter in order that it does not touch a mechanical
part.



IMPORTANT:

The running of your engine is linked directly with the maintenance of the air filter. Clean your air filter every 7000 kms or 4500 miles with Green cleaning products.

WARRANTY:

The air filter guarantee is for defects in materials and workmanship only. Guarantee is void if the air filter is damaged by an accident, unreasonable use, neglect, misuse, abuse, improper installation or other causes not arising out of defects in materials and workmanship. The induction kit is a technical product so it is necessary to have some basic mechanical skills. If problems do not hesitate to have your induction kit fitted by a professional.

Green Technical dept : TEL: 00.33.3.44.02.64.64