



KIT ADMISSION DIRECTE DIRECT INDUCTION KIT

FORD PUMA 1.7L 16V

S.A.S.
Chrono'Sport
122 rue du faubourg Saint Jean
ZA de l'AVELON - 60000 BEAUVAIS -
FRANCE
00.33.3.44.02.64.64
00.33.3.44.02.87.10

Part n° :P247

FITTING INSTRUCTION

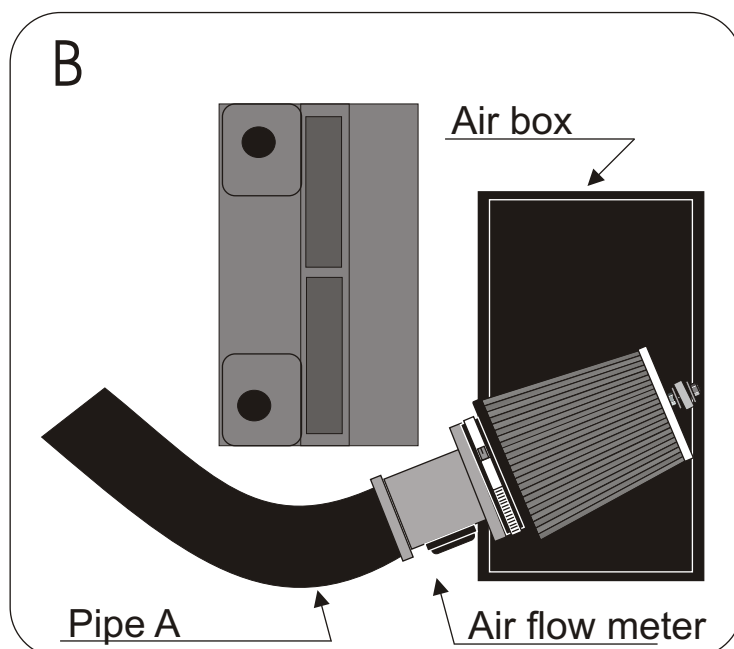
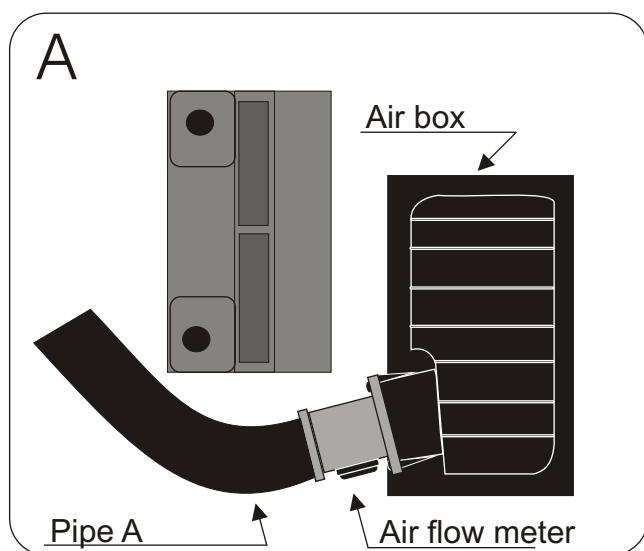
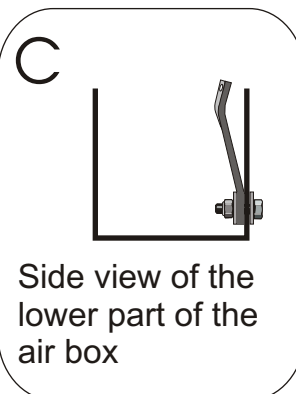
Remove the upper part of the air box

Disconnect the air flow meter from the upper part of the air box.

Fix the green filter with the air flow meter to the pipe A. (See diagram B)

Position the attaching bracket on the lower part of the air box then drill it with a 8mm hole. (See diagram C)

Fix the attaching bracket to the green filter then adjust it in order that it does not touch a mechanical part.(see diagram B)



IMPORTANT:

The running of your engine is linked directly with the maintenance of the air filter. Clean your air filter every 7000 kms or 4500 miles with Green cleaning products.

WARRANTY:

The air filter guarantee is for defects in materials and workmanship only. Guarantee is void if the air filter is damaged by an accident, unreasonable use, neglect, misuse, abuse, improper installation or other causes not arising out of defects in materials and workmanship. The induction kit is a technical product so it is necessary to have some basic mechanical skills. If problems do not hesitate to have your induction kit fitted by a professional.