



## KIT ADMISSION DIRECTE DIRECT INDUCTION KIT

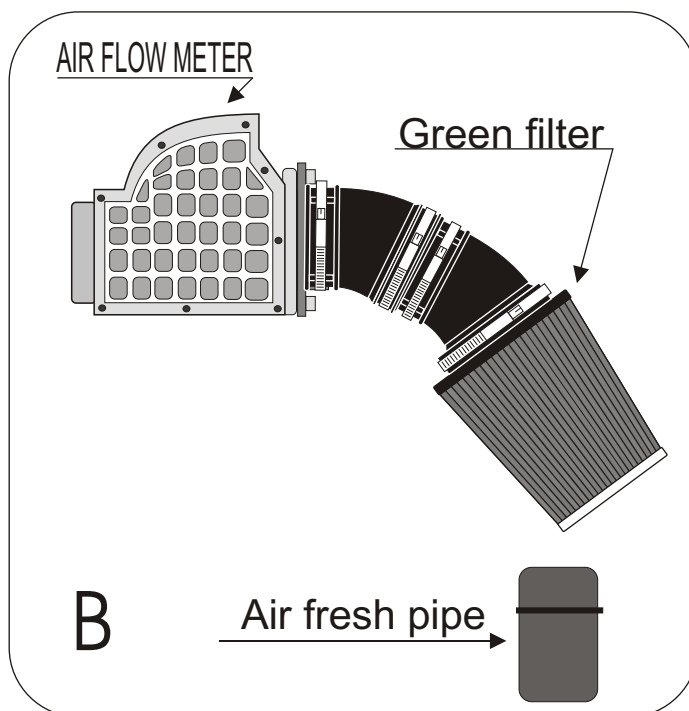
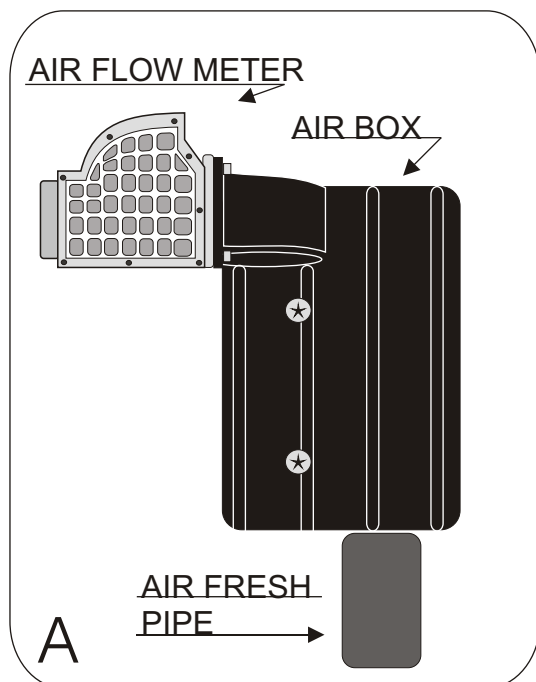
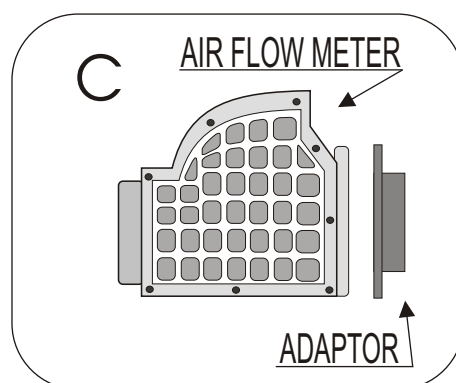
ALFA ROMEO 155 V6 2.5L 190HP

S.A.S.  
**Chrono'Sport**  
122 rue du faubourg Saint Jean  
ZA de l'AVELON - 60000 BEAUVAIS -  
FRANCE  
00.33.3.44.02.64.64  
00.33.3.44.02.87.10

Part n° :P251

# FITTING INSTRUCTION

Remove the complete air box.  
Disconnect the air flow meter from the air box  
Screw the adaptor on the air flow meter.(see diagram C)  
Fix the green filter with the pipe to the air flow meter.  
(see diagram B)  
Position the filter towards the low then adjust it in order that it does not touch a mechanical part.  
Fix the air fresh pipe with the plastic clamp provided.



### IMPORTANT:

The running of your engine is linked directly with the maintenance of the air filter. Clean your air filter every 7000 kms or 4500 miles with Green cleaning products.

### WARRANTY:

The air filter guarantee is for defects in materials and workmanship only. Guarantee is void if the air filter is damaged by an accident, unreasonable use, neglect, misuse, abuse, improper installation or other causes not arising out of defects in materials and workmanship. The induction kit is a technical product so it is necessary to have some basic mechanical skills. If problems do not hesitate to have your induction kit fitted by a professional.