





**KIT ADMISSION DIRECTE**  
**DIRECT INDUCTION KIT**

RENAULT 18 TL & GTL

S.A.R.L  
**Chrono'Sport**  
122 rue du faubourg Saint Jean  
ZA de l'AVELON - 60000 BEAUVAIS -  
FRANCE

 00.33.3.44.02.64.64

 00.33.3.44.02.87.10

**Part n° :P257**

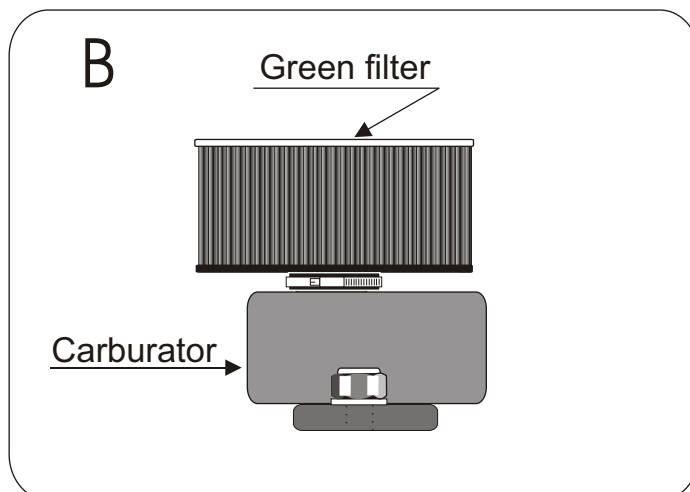
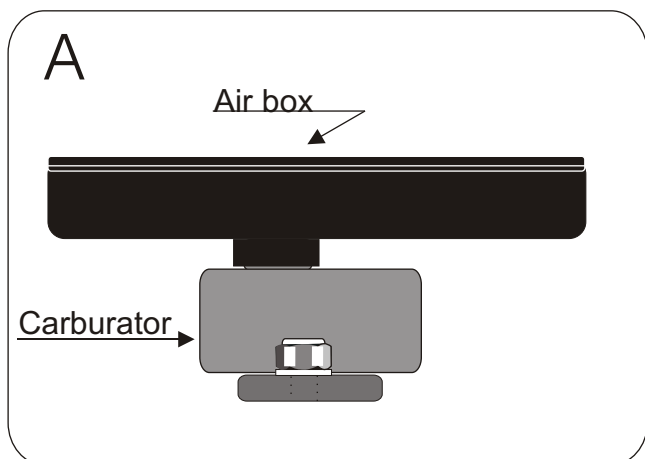
## FITTING INSTRUCTION

Remove the complete air box.

Clean and remove the sealant of the entry of the carburetor in order that the filter does not move.

Fix the green filter to the carburetor.(see diagram B)

Position the clamp in order not to block the accelerator part.



### IMPORTANT:

The running of your engine is linked directly with the maintenance of the air filter. Clean your air filter every 7000 kms or 4500 miles with Green cleaning products.

### WARRANTY:

*The air filter guarantee is for defects in materials and workmanship only. Guarantee is void if the air filter is damaged by an accident, unreasonable use, neglect, misuse, abuse, improper installation or other causes not arising out of defects in materials and workmanship. The induction kit is a technical product so it is necessary to have some basic mechanical skills. If problems do not hesitate to have your induction kit fitted by a professional.*