




KIT ADMISSION DIRECTE DIRECT INDUCTION KIT

HONDA CONCERTO 1.5L 16V

S.A.R.L

Chrono'Sport

122 rue du faubourg Saint Jean
ZA de l'AVELON - 60000 BEAUVAIS -
FRANCE

 00.33.3.44.02.64.64

 00.33.3.44.02.87.10

Part n° :P259

FITTING INSTRUCTION

Remove the pipe A.(see diagram A)

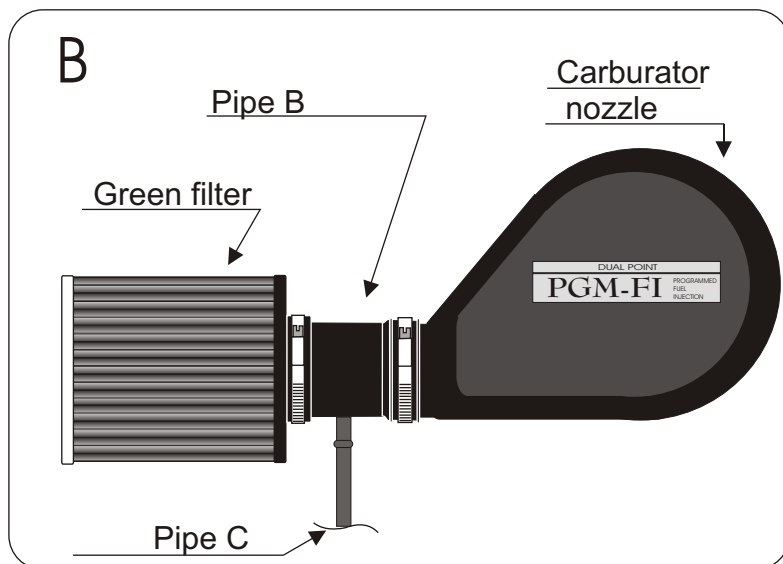
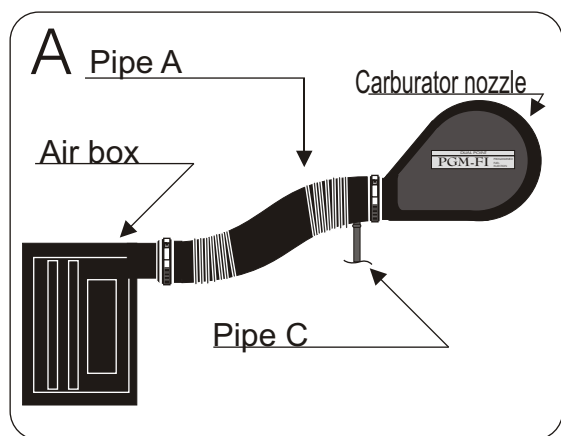
Fix the pipe B (see diagram B) to the carburator nozzle.

Fix the pipe C to the pipe B.(see diagram B)

Fix the green filter to the pipe B. (See diagram B)

Adjust the filter in order that it does not touch a mechanical part.

It is not necessary to remove the air box.



IMPORTANT:

The running of your engine is linked directly with the maintenance of the air filter. Clean your air filter every 7000 kms or 4500 miles with Green cleaning products.

WARRANTY:

The air filter guarantee is for defects in materials and workmanship only. Guarantee is void if the air filter is damaged by an accident, unreasonable use, neglect, misuse, abuse, improper installation or other causes not arising out of defects in materials and workmanship. The induction kit is a technical product so it is necessary to have some basic mechanical skills. If problems do not hesitate to have your induction kit fitted by a professional.

Green Technical dept : TEL: 00.33.3.44.02.64.64