



KIT ADMISSION DIRECTE DIRECT INDUCTION KIT

NISSAN PATROL 2.8L TD
TDSY 61 TYPE

S.A.R.L
Chrono'Sport
122 rue du faubourg Saint Jean
ZA de l'AVELON - 60000 BEAUVAIS -
FRANCE
00.33.3.44.02.64.64
00.33.3.44.02.87.10

Part n° :P264

FITTING INSTRUCTION

Remove the complete air box.

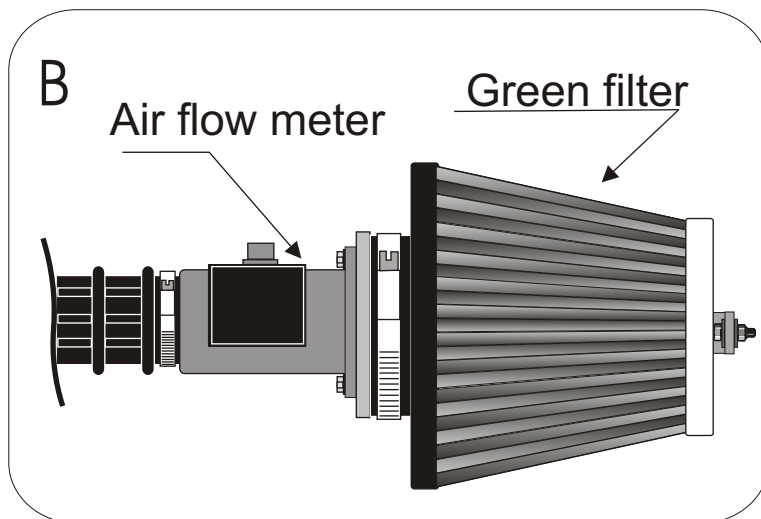
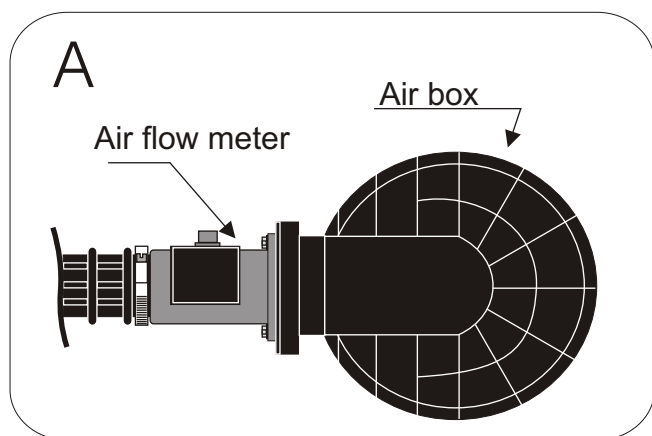
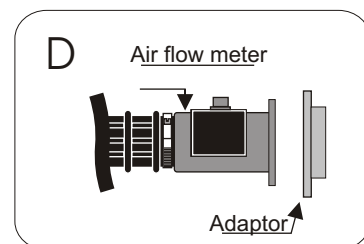
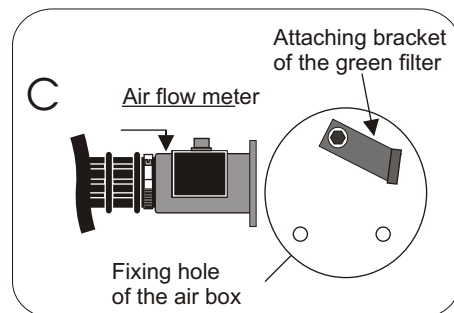
Screw the attaching bracket of the kit to the fixing hole of the original air box.(see diagram C)

Disconnect the air flow meter from the air box.

Screw the adaptor of the kit to the air flow meter with the screws provided (see diagram D) .

Fix the green filter to the adaptor then fix it to the attaching bracket of the kit. (See diagram B)

Adjust the filter in order that it does not touch a mechanical part.



IMPORTANT:

The running of your engine is linked directly with the maintenance of the air filter. Clean your air filter every 7000 kms or 4500 miles with Green cleaning products.

WARRANTY:

The air filter guarantee is for defects in materials and workmanship only. Guarantee is void if the air filter is damaged by an accident, unreasonable use, neglect, misuse, abuse, improper installation or other causes not arising out of defects in materials and workmanship. The induction kit is a technical product so it is necessary to have some basic mechanical skills. If problems do not hesitate to have your induction kit fitted by a professional.