





**KIT ADMISSION DIRECTE**  
**DIRECT INDUCTION KIT**

**PEUGEOT 309 1.3L**  
**ENGINE TALBOT**

S.A.S.  
**Chrono'Sport**  
122 rue du faubourg Saint Jean  
ZA de l'AVELON - 60000 BEAUVAIS -  
FRANCE

 00.33.3.44.02.64.64

 00.33.3.44.02.87.10

**Part n° :P271**

# FITTING INSTRUCTION

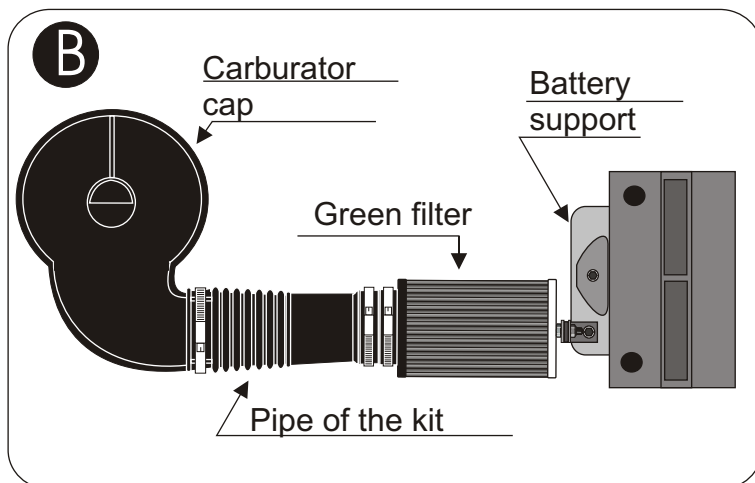
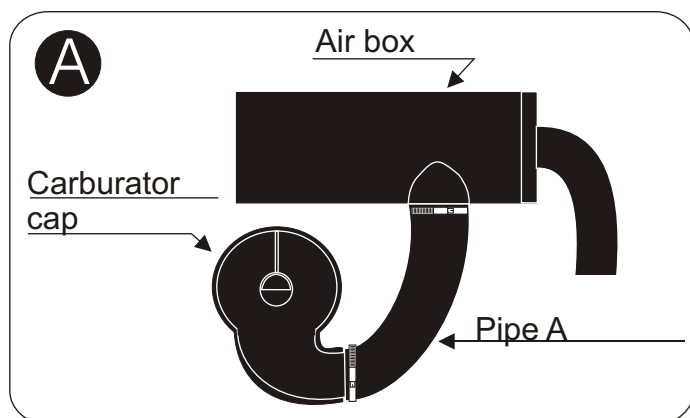
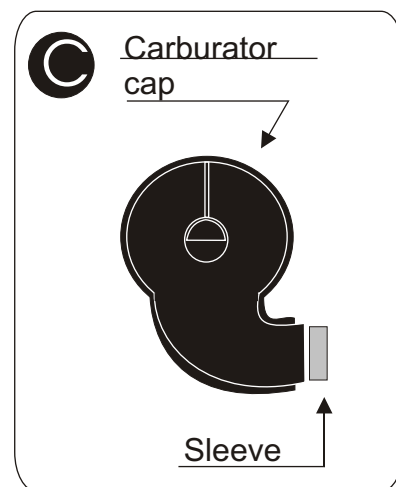
Remove the air box and the pipe A. (See diagram A)

Fix the sleeve into the carburetor cap.  
(See diagram C)

Fix the pipe of the kit and the green filter to the carburetor cap.  
(See diagram B)

Fix the green filter with the attaching bracket provided to the battery support (original hole of 8 mm diameter ) (see diagram B)

Adjust the filter in order that it does not touch a mechanical part.



## IMPORTANT:

The running of your engine is linked directly with the maintenance of the air filter. Clean your air filter every 7000 kms or 4500 miles with Green cleaning products.

## WARRANTY:

The air filter guarantee is for defects in materials and workmanship only. Guarantee is void if the air filter is damaged by an accident, unreasonable use, neglect, misuse, abuse, improper installation or other causes not arising out of defects in materials and workmanship. The induction kit is a technical product so it is necessary to have some basic mechanical skills. If problems do not hesitate to have your induction kit fitted by a professional.

Green Technical dept : TEL: 00.33.3.44.02.64.64