




KIT ADMISSION DIRECTE DIRECT INDUCTION KIT

FORD PUMA 1.4L 16V

S.A.R.L

Chrono'Sport

122 rue du faubourg Saint Jean
ZA de l'AVELON - 60000 BEAUVAIS -
FRANCE

 00.33.3.44.02.64.64

 00.33.3.44.02.87.10

Part n° :P283

FITTING INSTRUCTION

Remove the upper part of the air box

Disconnect the air flow meter from the upper part of the air box.

Disconnect the air temperature probe from the air box.

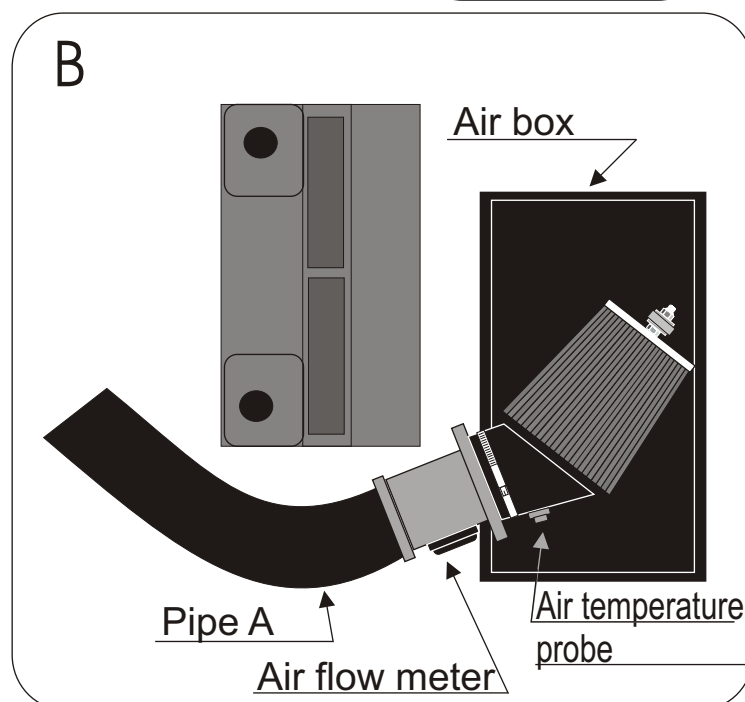
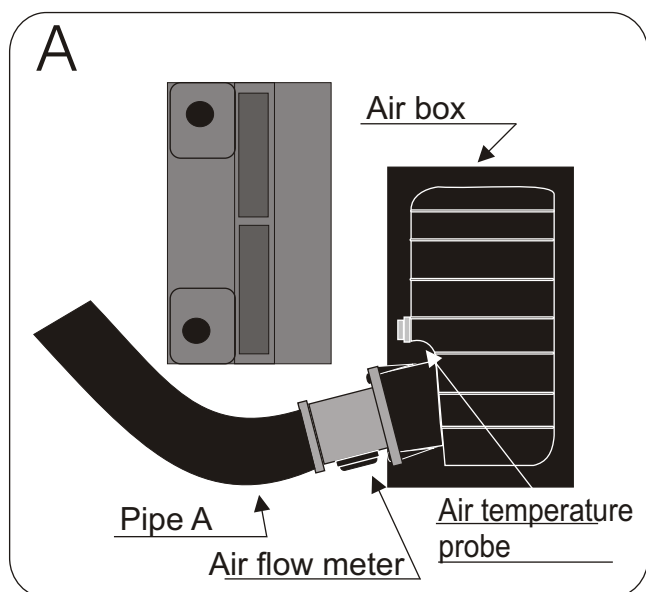
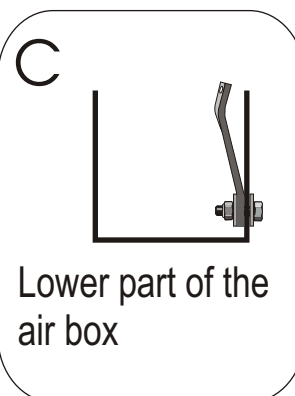
Fix the air temperature probe onto the green filter.

(See diagram B)

Fix the green filter with the air flow meter onto the pipe A (see diagram B)

Fix the attaching bracket onto the lower part of the air box then drill a hole of diameter 8. (See diagram C)

Fix the bracket to the green filter then adjust it so that it does not touch a mechanical part.(see diagram B)



IMPORTANT:

The running of your engine is linked directly with the maintenance of the air filter. Clean your air filter every 7000 kms or 4500 miles with Green cleaning products.

WARRANTY:

The air filter guarantee is for defects in materials and workmanship only. Guarantee is void if the air filter is damaged by an accident, unreasonable use, neglect, misuse, abuse, improper installation or other causes not arising out of defects in materials and workmanship. The induction kit is a technical product so it is necessary to have some basic mechanical skills. If problems do not hesitate to have your induction kit fitted by a professional.

Green Technical dept : TEL: 00.33.3.44.02.64.64