




KIT ADMISSION DIRECTE DIRECT INDUCTION KIT

BMW M3 TYPE E36 286 HP

S.A.R.L

Chrono'Sport

122 rue du faubourg Saint Jean
ZA de l'AVELON - 60000 BEAUVAIS -
FRANCE

 00.33.3.44.02.64.64

 00.33.3.44.02.87.10

Part n° :P288

FITTING INSTRUCTION

Remove the complete air box.

Disconnect the air flow meter from the air box

Fix the filter to the air flow meter (See diagram B)

Adjust the filter with the bracket then drill the cross member with a hole of 4 mm diameter .

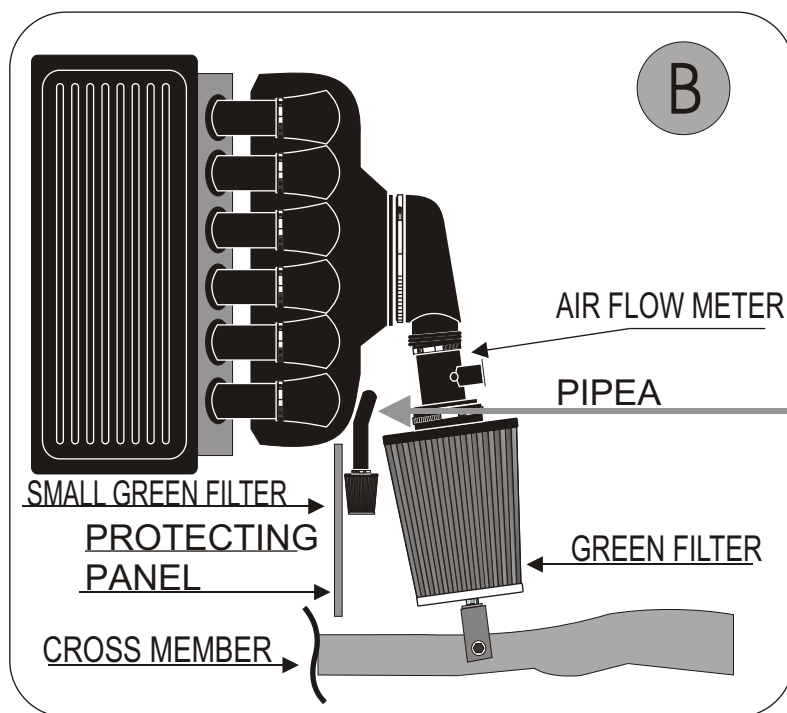
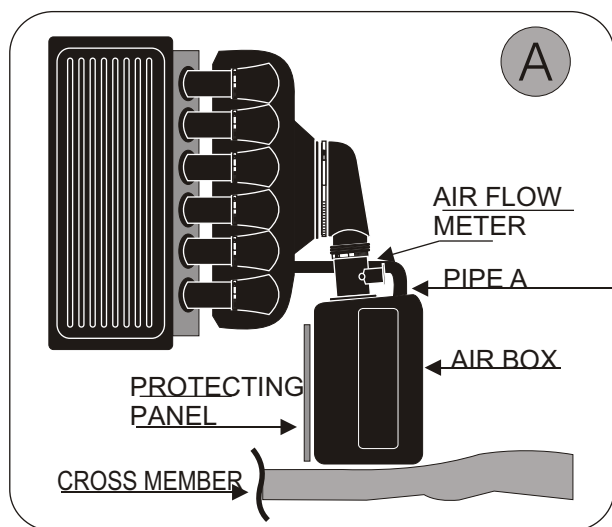
Fix the filter with the panel screw provided. (See diagram B)

Fix the small green filter with the connector provided onto the pipe A .(see diagram B)

Fix the pipe A with the plastic clamp provided

Fix the protecting panel with the plastic clamps provided.

Adjust the filter so that it does not touch a mechanical part.



IMPORTANT:

The running of your engine is linked directly with the maintenance of the air filter. Clean your air filter every 7000 kms or 4500 miles with Green cleaning products.

WARRANTY:

The air filter guarantee is for defects in materials and workmanship only. Guarantee is void if the air filter is damaged by an accident, unreasonable use, neglect, misuse, abuse, improper installation or other causes not arising out of defects in materials and workmanship. The induction kit is a technical product so it is necessary to have some basic mechanical skills. If problems do not hesitate to have your induction kit fitted by a professional.

Green Technical dept : TEL: 00.33.3.44.02.64.64