




KIT ADMISSION DIRECTE DIRECT INDUCTION KIT


DAEWOO LANOS 1.5L 8V
MULTIPOINT INJECTION

S.A.R.L

Chrono'Sport

122 rue du faubourg Saint Jean
ZA de l'AVELON - 60000 BEAUVAIS -
FRANCE

 00.33.3.44.02.64.64

 00.33.3.44.02.87.10

Part n° :P309

FITTING INSTRUCTION

Remove the air box and the pipe A.
(See diagram A)

Disconnect the air temperature probe from the pipe A then fix it to the pipe of the kit
(see diagram B)

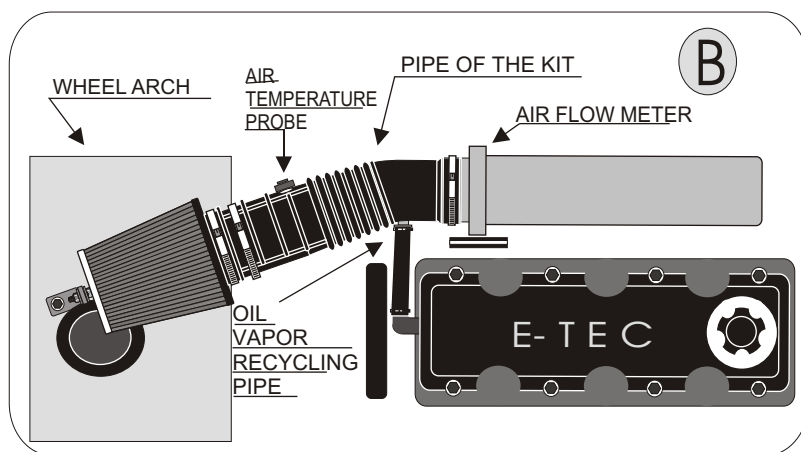
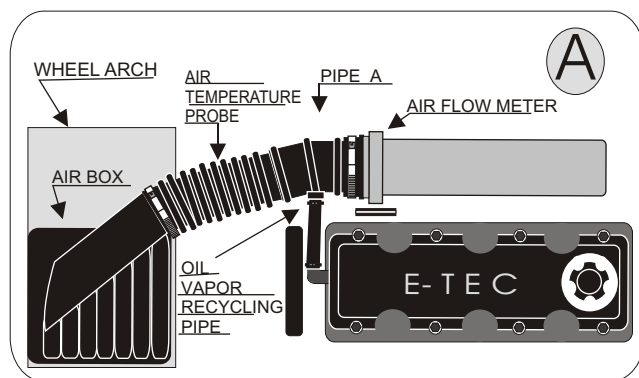
Fix the pipe of the kit with the filter onto the air flow meter.
(See diagram B)

Fix the oil vapor recycling pipe onto the connector.
(See diagram B)

Adjust the filter with the bracket then drill with a hole of 3 mm diameter the wheel arch.
(See diagram B)

Fix the filter with the panel screw provided.

Adjust the filter so that it does not touch a mechanical part.



IMPORTANT:

The running of your engine is linked directly with the maintenance of the air filter. Clean your air filter every 7000 kms or 4500 miles with Green cleaning products.

WARRANTY:

The air filter guarantee is for defects in materials and workmanship only. Guarantee is void if the air filter is damaged by an accident, unreasonable use, neglect, misuse, abuse, improper installation or other causes not arising out of defects in materials and workmanship. The induction kit is a technical product so it is necessary to have some basic mechanical skills. If problems do not hesitate to have your induction kit fitted by a professional.

Green Technical dept : TEL: 00.33.3.44.02.64.64