





KIT ADMISSION DIRECTE DIRECT INDUCTION KIT

MAZDA Mx3 1.6L 16V
107HP DOHC ENGINE

S.A.S
Chrono'Sport
122 rue du faubourg Saint Jean
ZA de l'AVELON - 60000 BEAUVAIS -
FRANCE

 00.33.3.44.02.64.64

 00.33.3.44.02.87.10

Part n° :P334

FITTING INSTRUCTION

Remove the complete air box.(See diagram A)

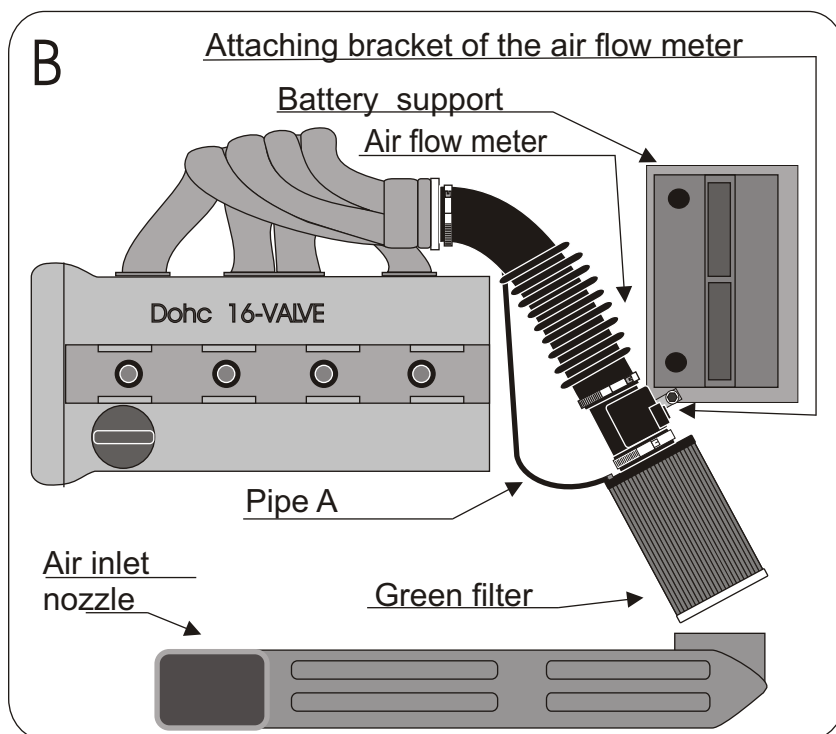
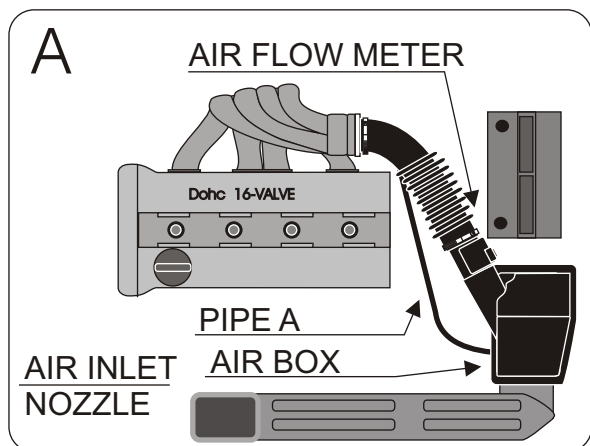
Disconnect the air flow meter from the air box. (See diagram A)

Fix the air flow meter onto the battery support with the bracket and the screws provided.(See diagram B)

Fix the green filter onto the air flow meter.

Fix the pipe A onto the base of the filter with the connector provided.(See diagram B)

Adjust the filter so that it does not touch a mechanical part.



IMPORTANT:

The running of your engine is linked directly with the maintenance of the air filter. Clean your air filter every 7000 kms or 4500 miles with Green cleaning products.

WARRANTY:

The air filter guarantee is for defects in materials and workmanship only. Guarantee is void if the air filter is damaged by an accident, unreasonable use, neglect, misuse, abuse, improper installation or other causes not arising out of defects in materials and workmanship. The induction kit is a technical product so it is necessary to have some basic mechanical skills. If problems do not hesitate to have your induction kit fitted by a professional.