





KIT ADMISSION DIRECTE DIRECT INDUCTION KIT

CITROEN BX 1.6L 68HP
MONOPOINT INJECTION

S.A.S
Chrono'Sport
122 rue du faubourg Saint Jean
ZA de l'AVELON - 60000 BEAUVAIS -
FRANCE

 00.33.3.44.02.64.64

 00.33.3.44.02.87.10

Part n° :P336

FITTING INSTRUCTION

Remove the pipe A.(see diagram A)

Remove the pipe B.(see diagram A)

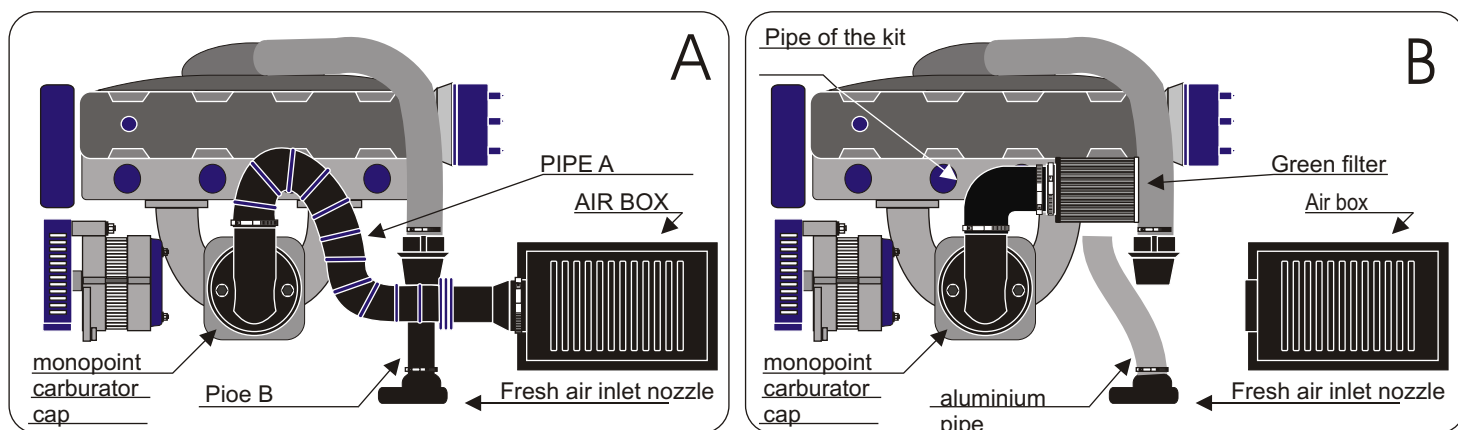
Fix the pipe of the kit onto the monopoint carburator cap then adjust it towards the right of the car.
(See diagram B)

Fix the green filter onto the pipe of the kit (See diagram B)

Fix the aluminium pipe provided onto the fresh air inlet nozzle then adjust it towards the filter.
(See diagram B)

Fix the aluminium pipe with the plastic clamp provided.

Adjust the filter so that it does not touch a mechanical part.



IMPORTANT:

The running of your engine is linked directly with the maintenance of the air filter. Clean your air filter every 7000 kms or 4500 miles with Green cleaning products.

WARRANTY:

The air filter guarantee is for defects in materials and workmanship only. Guarantee is void if the air filter is damaged by an accident, unreasonable use, neglect, misuse, abuse, improper installation or other causes not arising out of defects in materials and workmanship. The induction kit is a technical product so it is necessary to have some basic mechanical skills. If problems do not hesitate to have your induction kit fitted by a professional.

Green Technical dept : TEL: 00.33.3.44.02.64.64