




## KIT ADMISSION DIRECTE DIRECT INDUCTION KIT

HONDA PRELUDE 2.2L 16V  
160 HP BB TYPE

S.A.S

**Chrono'Sport**

122 rue du faubourg Saint Jean  
ZA de l'AVELON - 60000 BEAUVAIS -  
FRANCE

 00.33.3.44.02.64.64

 00.33.3.44.02.87.10

**Part n° :P338**

# FITTING INSTRUCTION

Remove the pipe A which links the air box and the throttle box. (see diagram A)

Fix the green onto the throttle box. (See diagram B)

Adjust the filter so that it does not touch a mechanical part.

Fix the negative pressure pipe of the filter with the plastic connector provided. (See diagram B)

### CAUTION

**This kit must be fit to a cold motor**

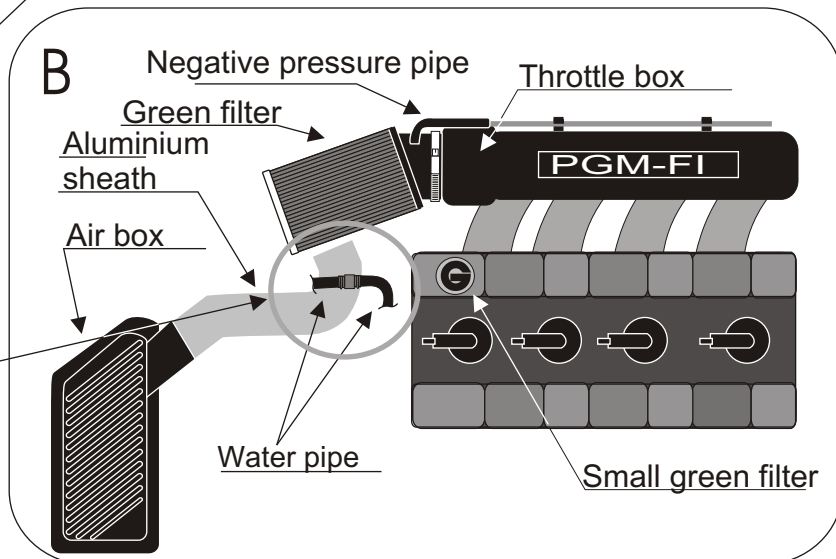
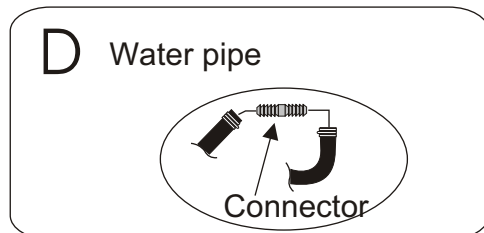
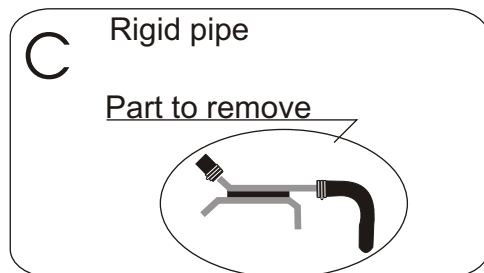
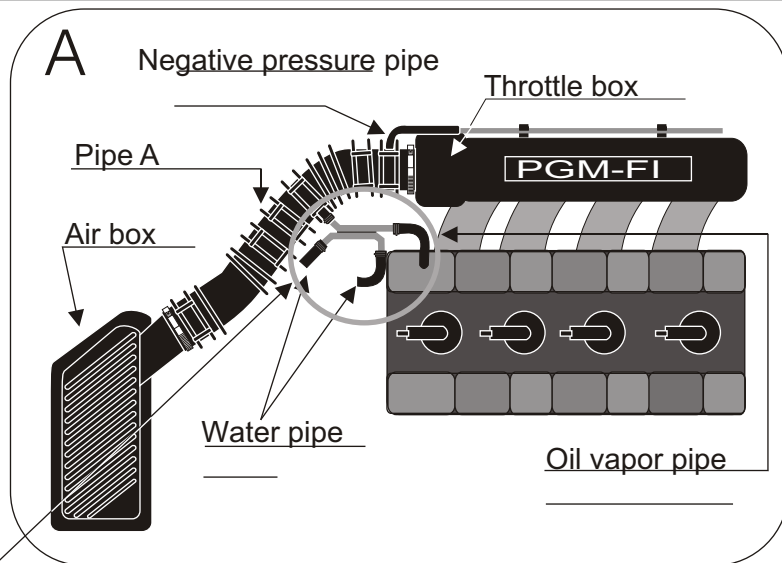
Remove the pipe which links the oil vapor recycling pipe and the pipe A. (See diagram C)

Connect the water pipes with the connector provided. (See diagram D)

Fix the small green filter onto the oil vapor recycling pipe. (See diagram B)

Fix the aluminium sheath onto the air box then adjust it towards the filter. (See diagram B)

Fix the aluminium sheath and the water pipes with the plastic clamps provided.



### IMPORTANT:

The running of your engine is linked directly with the maintenance of the air filter. Clean your air filter every 7000 kms or 4500 miles with Green cleaning products.

### WARRANTY:

The air filter guarantee is for defects in materials and workmanship only. Guarantee is void if the air filter is damaged by an accident, unreasonable use, neglect, misuse, abuse, improper installation or other causes not arising out of defects in materials and workmanship. The induction kit is a technical product so it is necessary to have some basic mechanical skills. If problems do not hesitate to have your induction kit fitted by a professional.