





KIT ADMISSION DIRECTE DIRECT INDUCTION KIT

SKODA FELICIA 1.3L MPI

S.A.S
Chrono'Sport
122 rue du faubourg Saint Jean
ZA de l'AVELON - 60000 BEAUVAIS -
FRANCE

 00.33.3.44.02.64.64

 00.33.3.44.02.87.10

Part n° :P344

FITTING INSTRUCTION

Remove the complete air box.

Remove the pipes A & B.(see diagrams A)

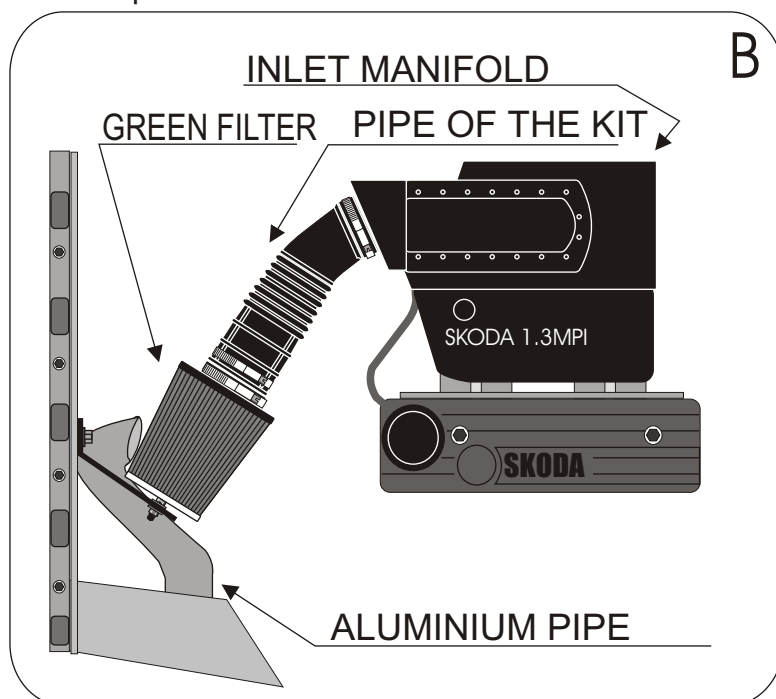
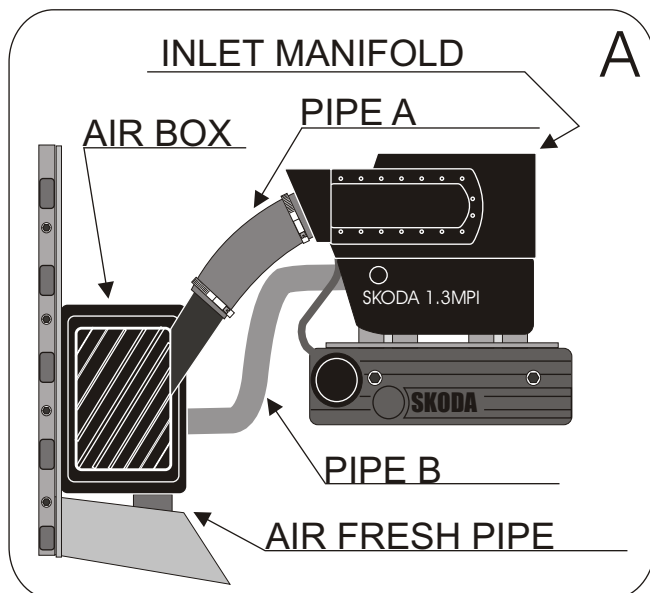
Fix the pipe of the kit with the green filter onto the inlet manifold..(see diagram B)

Fix the filter with the bracket and the screws provided. (See diagram B)

Place the aluminium pipe at the place of the air fresh pipe.
(See diagram B)

Fix the aluminium pipe with the plastic clamp provided.

Adjust the filter so that it does not touch a mechanical part.



IMPORTANT:

The running of your engine is linked directly with the maintenance of the air filter. Clean your air filter every 7000 kms or 4500 miles with Green cleaning products.

WARRANTY:

The air filter guarantee is for defects in materials and workmanship only. Guarantee is void if the air filter is damaged by an accident, unreasonable use, neglect, misuse, abuse, improper installation or other causes not arising out of defects in materials and workmanship. The induction kit is a technical product so it is necessary to have some basic mechanical skills. If problems do not hesitate to have your induction kit fitted by a professional.