





KIT ADMISSION DIRECTE DIRECT INDUCTION KIT

PEUGEOT 205 GT 1.6L
SINGLE POINT INJECTION

S.A.S
Chrono'Sport
122 rue du faubourg Saint Jean
ZA de l'AVELON - 60000 BEAUVAIS -
FRANCE

 00.33.3.44.02.64.64

 00.33.3.44.02.87.10

Part n° :P362

FITTING INSTRUCTION

Remove the air box, the pipe A and D and the pipes between the air box and the air fresh inlet nozzle.
(See diagram A)

Fix the pipes of the kit and the Green filter followin the diagram with the clamps and the sleeves provided on the single point carburator cap. (See diagram B)

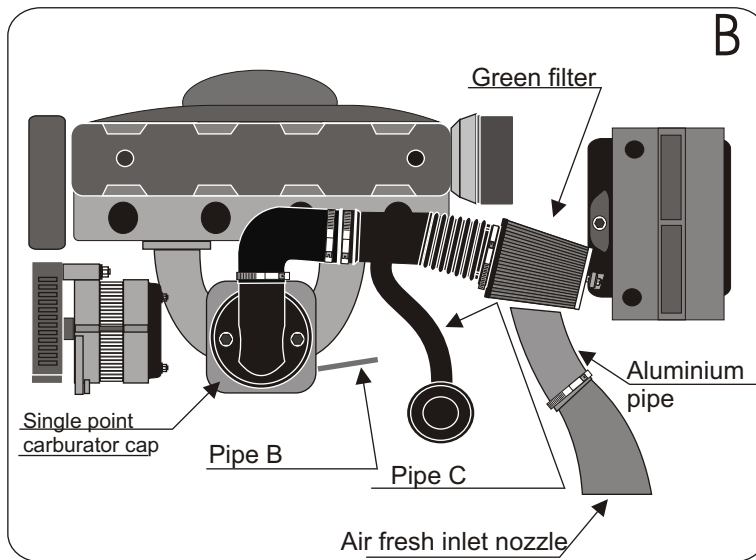
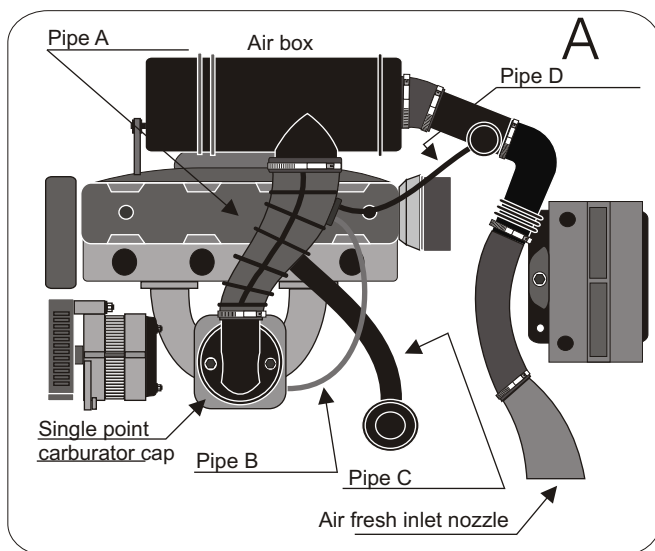

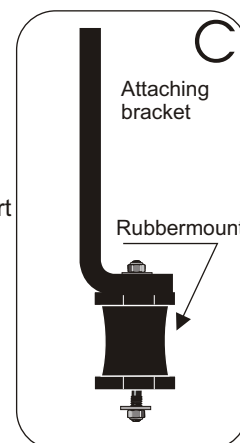
Fix the filter with the attaching bracket and the rubbermount provided (see diagram C) on the battery support
(.see diagram B)

Fix the pipe C onto the pipe of the kit with the connector provided.(see diagram B)

Block up the pipe B with the cover provided .(see diagam D)

Fix the aluminium pipe onto the air fresh inlet nozzle then adjust it towards the Green filter .(see diagram B)

Adjust the filter so that it does not touch a mechanical part.



IMPORTANT:

The running of your engine is linked directly with the maintenance of the air filter. Clean your air filter every 7000 kms or 4500 miles with Green cleaning products.

WARRANTY:

The air filter guarantee is for defects in materials and workmanship only. Guarantee is void if the air filter is damaged by an accident, unreasonable use, neglect, misuse, abuse, improper installation or other causes not arising out of defects in materials and workmanship. The induction kit is a technical product so it is necessary to have some basic mechanical skills. If problems do not hesitate to have your induction kit fitted by a professional.

Green Technical dept : TEL: 00.33.3.44.02.64.64