




KIT ADMISSION DIRECTE DIRECT INDUCTION KIT

BMW M5 V8 400HP

S.A.S

Chrono'Sport

122 rue du faubourg Saint Jean
ZA de l'AVELON - 60000 BEAUVAIS -
FRANCE

 00.33.3.44.02.64.64

 00.33.3.44.02.87.10

Part n° :P364

FITTING INSTRUCTION

Disconnect the two air flow meter from the air boxes.(see diagram A)

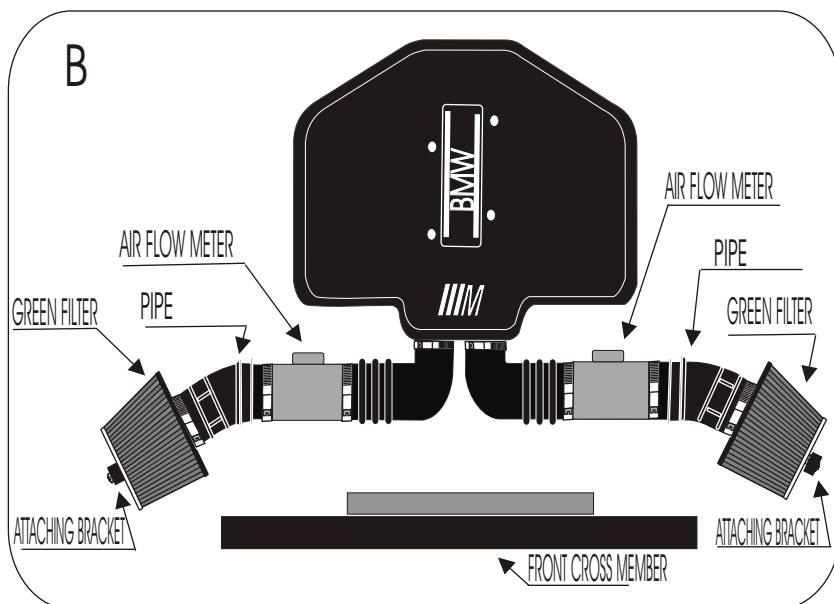
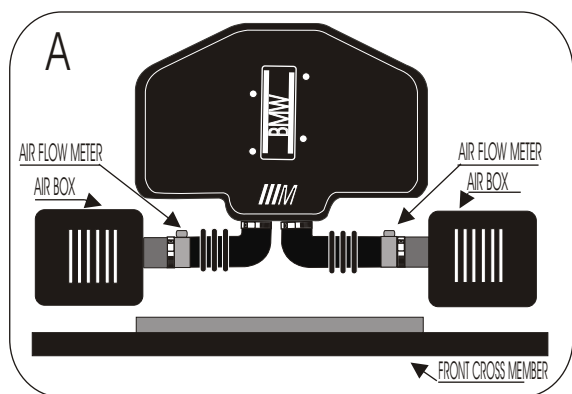
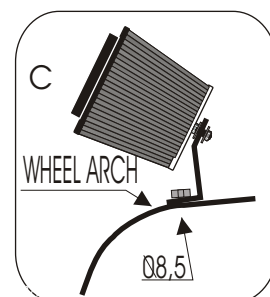
Remove the two air boxes.(see diagram B)

Fix the two pipes of the kit onto the two air flow meter.(see diagram B)

Adjust the two filters with the attaching brackets then drill a hole of diameter 8.5 onto the wheel arch.(see diagram c)

Fix the GREEN filters with the brackets and the screws provided.
(See diagram B)

Adjust the filters in order that it do not touch a mechanical part.



IMPORTANT:

The running of your engine is linked directly with the maintenance of the air filter. Clean your air filter every 7000 kms or 4500 miles with Green cleaning products.

WARRANTY:

The air filter guarantee is for defects in materials and workmanship only. Guarantee is void if the air filter is damaged by an accident, unreasonable use, neglect, misuse, abuse, improper installation or other causes not arising out of defects in materials and workmanship. The induction kit is a technical product so it is necessary to have some basic mechanical skills. If problems do not hesitate to have your induction kit fitted by a professional.

Green Technical dept : TEL: 00.33.3.44.02.64.64