




## KIT ADMISSION DIRECTE DIRECT INDUCTION KIT

MAZDA Mx5 1.6L 16V 90 HP  
<1995

S.A.S

**Chrono'Sport**

122 rue du faubourg Saint Jean  
ZA de l'AVELON - 60000 BEAUVAIS -  
FRANCE

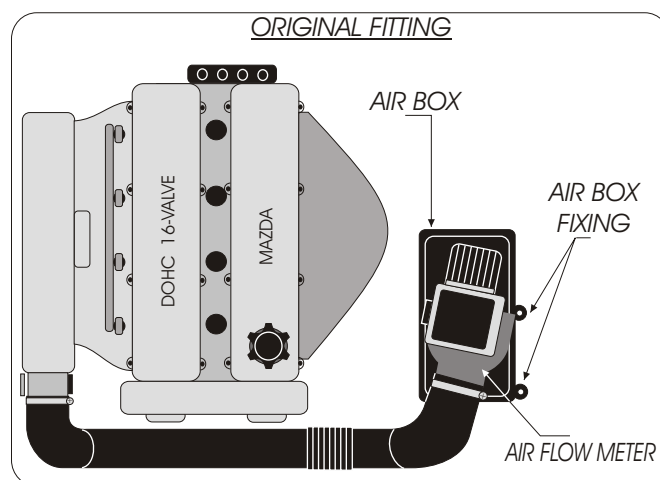
 00.33.3.44.02.64.64

 00.33.3.44.02.87.10

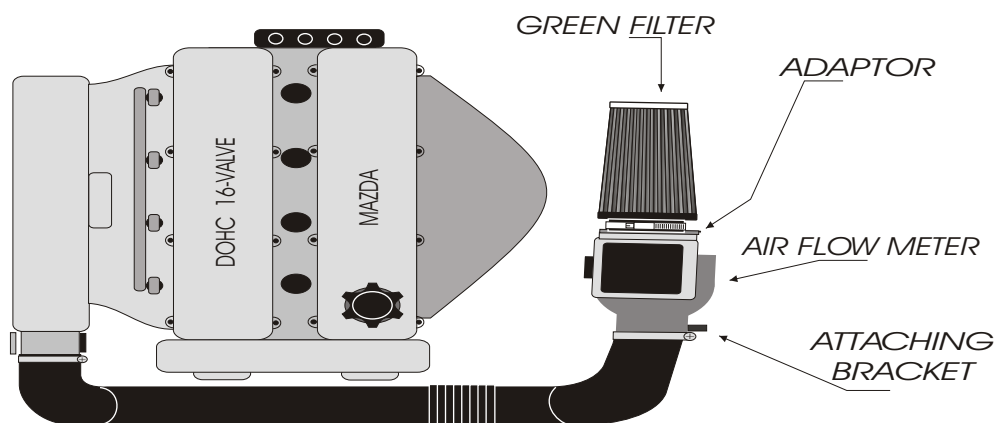
**Part n° :P378**

# FITTING INSTRUCTION

- 1)- Remove the complete air box.
  - 2)- Disconnect the air flow meter from the upper part of the air box then fix it onto the induction pipe.
  - 3)- Fix the adaptor onto the air flow meter and the attaching bracket onto the adaptor.
  - 4)- Fix the attaching bracket onto the air box.
  - 5)- Fix and tighten the GREEN filter onto the adaptor.
- Adjust the aluminium pipe in order to have fresh air into the filter.
- Adjust the filter so that it does not touch a mechanical part.



## FITTING WITH THE GREEN DIRECT INDUCTION KIT



### IMPORTANT:

The running of your engine is linked directly with the maintenance of the air filter. Clean your air filter every 7000 kms or 4500 miles with Green cleaning products.

### WARRANTY:

The air filter guarantee is for defects in materials and workmanship only. Guarantee is void if the air filter is damaged by an accident, unreasonable use, neglect, misuse, abuse, improper installation or other causes not arising out of defects in materials and workmanship. The induction kit is a technical product so it is necessary to have some basic mechanical skills. If problems do not hesitate to have your induction kit fitted by a professional.

Green Technical dept : TEL: 00.33.3.44.02.64.64