




KIT ADMISSION DIRECTE DIRECT INDUCTION KIT

BMW Z3 1.9L 140 HP

S.A.S

Chrono'Sport

122 rue du faubourg Saint Jean
ZA de l'AVELON - 60000 BEAUVAIS -
FRANCE

 00.33.3.44.02.64.64

 00.33.3.44.02.87.10

Part n° :P388

FITTING INSTRUCTION

Remove the complete air box .(see diagram A)

Disconnect the air flow meter and the air temperature probe from the air box.(See diagram A)

Fix the pipe of the kit onto the air flow meter.(see diagram B)

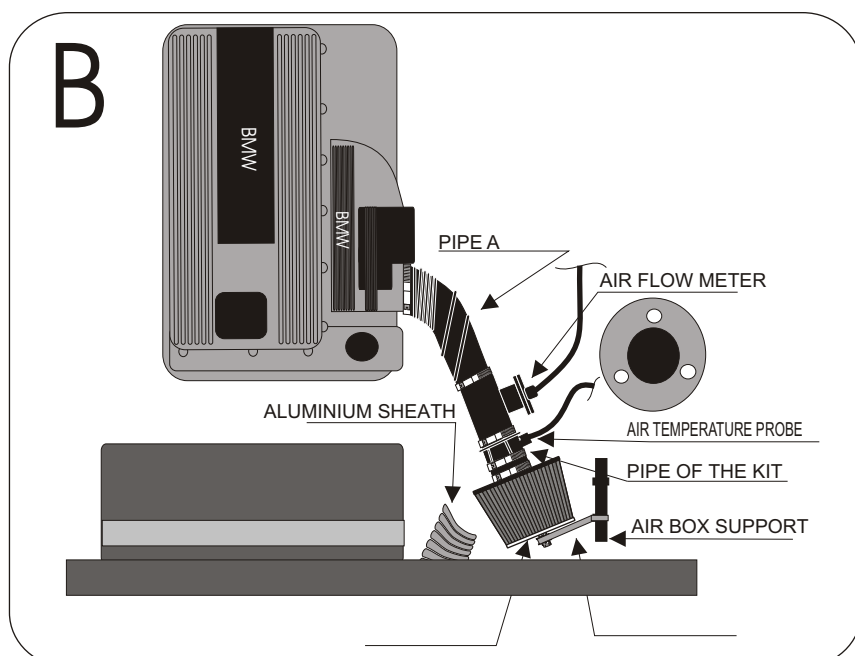
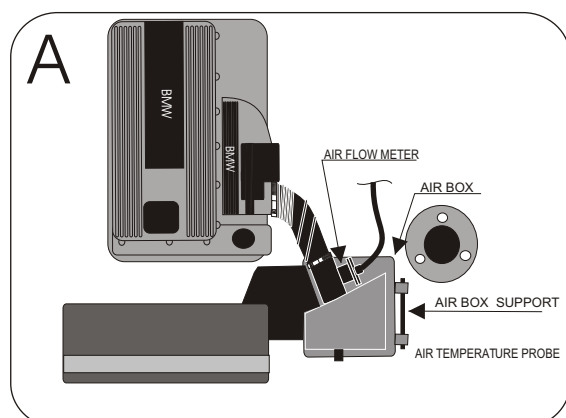
Fix the GREEN filter onto the pipe of the kit with the sleeve provided.(see diagram B)

Fix the filter with the attaching bracket provided on the air box support.(see diagram B)

Fix the air temperature probe onto the pipe of the kit.(see diagram B)

Adjust the aluminium pipe in order to have fresh air into the filter then fix it with the plastic clamps .

Adjust the filter so that it does not touch the filter.



IMPORTANT:

The running of your engine is linked directly with the maintenance of the air filter. Clean your air filter every 7000 kms or 4500 miles with Green cleaning products.

WARRANTY:

The air filter guarantee is for defects in materials and workmanship only. Guarantee is void if the air filter is damaged by an accident, unreasonable use, neglect, misuse, abuse, improper installation or other causes not arising out of defects in materials and workmanship. The induction kit is a technical product so it is necessary to have some basic mechanical skills. If problems do not hesitate to have your induction kit fitted by a professional.