





KIT ADMISSION DIRECTE DIRECT INDUCTION KIT

PEUGEOT 806 1.9L TD

S.A.S
Chrono'Sport
122 rue du faubourg Saint Jean
ZA de l'AVELON - 60000 BEAUVAIS -
FRANCE

 00.33.3.44.02.64.64

 00.33.3.44.02.87.10

Part n° :P412

FITTING INSTRUCTION

Remove the complete air box.(see diagram A)

Disconnect the air inlet nozzle from the air box.

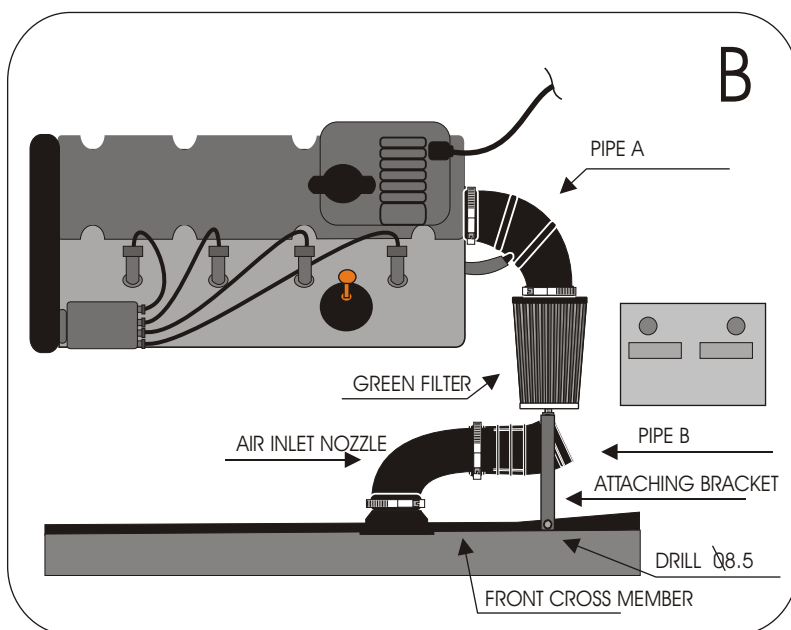
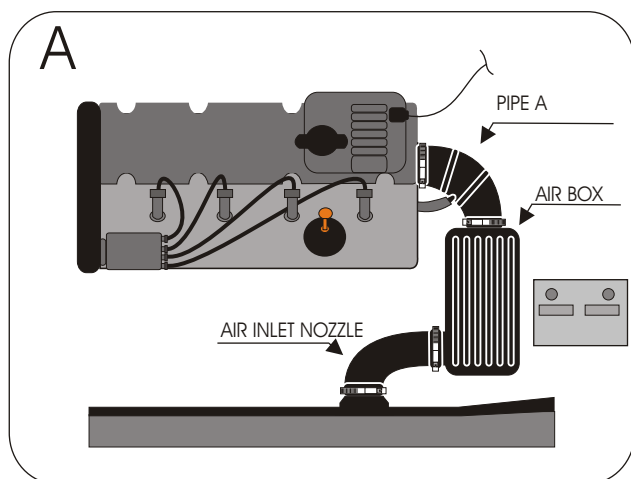
Fix the GREEN filter onto the pipe A with the sleeve provided.(see diagram B)

Adjust the filter with the attaching bracket then drill the cross member with a hole of Ø8.5.
(see diagram B)

Fix the filter with the screw provided.

Fix the pipe B onto the air inlet nozzle with the sleeve and the clamps provided in order to have fresh air into the filter.(see diagram B)

Adjust the filter in order that it does not touch a mechanical part.



IMPORTANT:

The running of your engine is linked directly with the maintenance of the air filter. Clean your air filter every 7000 kms or 4500 miles with Green cleaning products.

WARRANTY:

The air filter guarantee is for defects in materials and workmanship only. Guarantee is void if the air filter is damaged by an accident, unreasonable use, neglect, misuse, abuse, improper installation or other causes not arising out of defects in materials and workmanship. The induction kit is a technical product so it is necessary to have some basic mechanical skills. If problems do not hesitate to have your induction kit fitted by a professional.