



KIT ADMISSION DIRECTE DIRECT INDUCTION KIT

CITROEN ZX 1.6L MONOPOINT INJECTION

S.A.S
Chrono'Sport
122 rue du faubourg Saint Jean
ZA de l'AVELON - 60000 BEAUVAIS -
FRANCE
00.33.3.44.02.64.64
00.33.3.44.02.87.10

Part n° :P415

FITTING INSTRUCTION

Remove the pipe A.(see diagram A,C)

Remove the pipe B.(see diagram A,C)

Fix the pipe of the kit onto the monopoint carburator cap then fix it towards the right of the car.(see diagram B)

Fix the GREEN filter onto the pipe of the kit (see diagram B)

Fix the negative pressure pipe onto the pipe of the kit.(see diagram B)

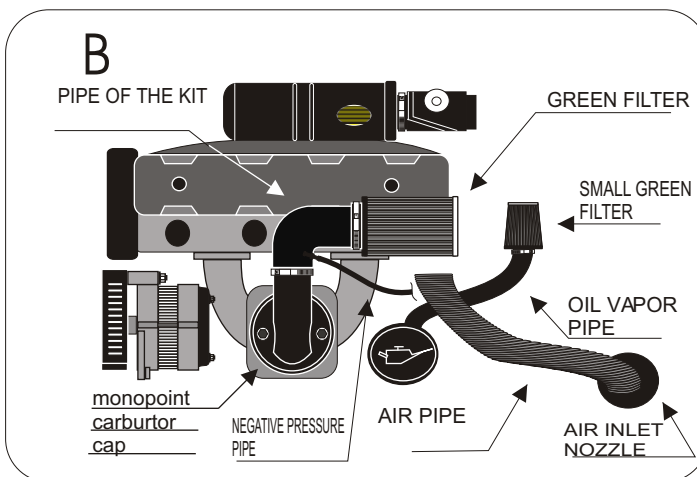
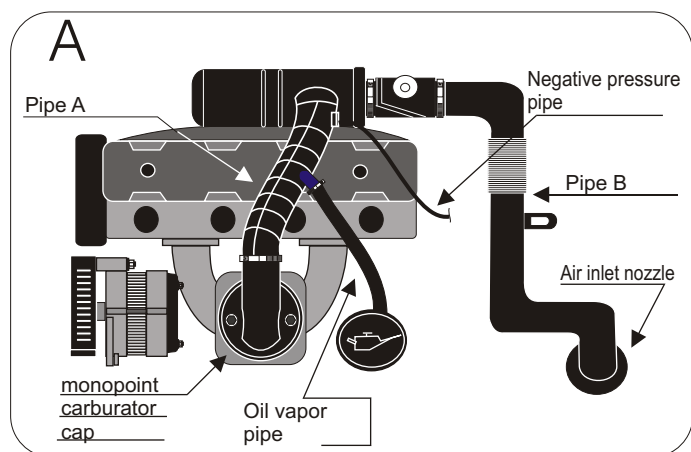
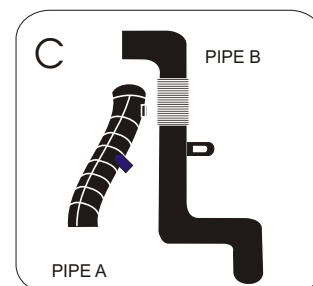
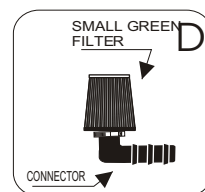
Fix the air pipe provided onto the air fresh inlet nozzle then adjust it towards the filter.
(See diagram B)

Fix the air pipe with the plastic clamps provided.

Fix the small GREEN filter provided with the connector onto the oil vapor pipe
(see diagram B)

CAUTION: adjust the small GREEN filter vertically (see diagram D)

Adjust the filter so that it does not touch a mechanical part.



IMPORTANT:

The running of your engine is linked directly with the maintenance of the air filter. Clean your air filter every 7000 kms or 4500 miles with Green cleaning products.

WARRANTY:

The air filter guarantee is for defects in materials and workmanship only. Guarantee is void if the air filter is damaged by an accident, unreasonable use, neglect, misuse, abuse, improper installation or other causes not arising out of defects in materials and workmanship. The induction kit is a technical product so it is necessary to have some basic mechanical skills. If problems do not hesitate to have your induction kit fitted by a professional.